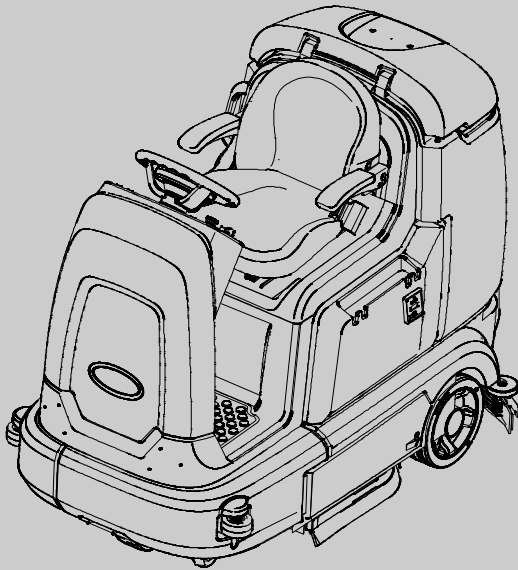




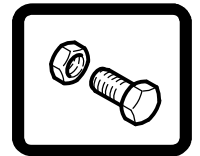
T12

(Battery)



Rider Scrubber Parts Manual

Machine Serial Number Range
(S/N 10000000–19999999)



The Safe Scrubbing Alternative®
Tennant True® Parts
IRIS® a Tennant Technology



North America / International



For the latest parts manuals and other
language Operator manuals, visit:

www.tennantco.com/manuals

9009916
Rev. 04 (11-2014)



Ref	Part No.	Serial Number	Description	Qty.
1	82681	(100000000–19999999)	Bracket Wldt, Lpg Mount	1
2	63810	(100000000–19999999)	Latch Assy, Lpg Tank Mtg, W/Nut	4
3	51839	(100000000–19999999)	Nut Adjustable, Lpg Tank Mtg	2
4	49263	(100000000–19999999)	Tie, Cable	3
5	82556	(100000000–10001364)	Bracket, Vaporizer	1
6	54930	(100001567–19999999)	Vaporizer, LPG	1

HOW TO ORDER PARTS – See diagram above

Only use TENNANT Company supplied or equivalent parts. Parts and supplies may be ordered online, by phone, by fax or by mail.

Follow the steps below to ensure prompt delivery.

1. **(A)** Identify the machine model.
2. **(B)** Identify the machine serial number from the data plate.
3. **(C)** Ensure the proper serial number is used from the parts list.
4. Identify the part number and quantity.
Do not order by page or reference numbers.
5. Provide your name, company name, customer ID number, billing and shipping address, phone number and purchase order number.
6. Provide detail shipping instructions.

(D) ▽ – Identifies an assembly
▲ – Identifies parts included in assembly

EN

Please fill out at time of installation for future reference.

Model No. – _____

Serial No. – _____

Machine Options – _____

Sales Rep. – _____

Sales Rep. phone no. – _____

Customer ID Number – _____

Installation Date – _____

Tennant Company
 PO Box 1452
 Minneapolis, MN 55440
 Phone: (800) 553-8033 or (763) 513-2850
 www.tennantco.com

Touch-N-Go, 1-STEP, Grip-N-Go, Dura-Track, SmartRelease, Duramer, are US registered and unregistered trademarks of Tennant Company.
 Flow-Rite is a registered trademark of Flow-rite Controls.
 Specifications and parts are subject to change without notice.
 Copyright © 2013, 2014 TENNANT Company, Printed in U.S.A.

CN	<p>如何订购部件 - 参见下表</p> <p>仅使用 TENNANT 公司提供的或同等部件。部件和供应可以在线订购，通过电话、传真或邮件订购。请遵循下面的步骤确保及时交付。</p> <ol style="list-style-type: none"> 1. (A) 确定机器型号。 2. (B) 从数据标签确定机器序列号。 3. (C) 确保使用部件列表中的正确序列号。 4. 确定部件号和数量。 不要按页面或参考编号订购。 5. 提供您的姓名、公司名称、客户 ID 号、付帐和送货地址、电话号码和采购单编号。 6. 提供详细的送货说明。 <hr/> <p>(D) ▽ - 确定组件 ▲ - 确定组件中包含的组件</p>	<p>请在安装时填写供未来参考。</p> <p>型号 - _____</p> <p>序列号 - _____</p> <p>机器选项 - _____</p> <p>销售代表 - _____</p> <p>销售代表电话号码 - _____</p> <p>客户 ID 编号 - _____</p> <p>安装日期 - _____</p>
-----------	--	--

ES	<p>CÓMO SOLICITAR PIEZAS - Consulte el diagrama anterior.</p> <p>Utilice sólo las piezas suministradas por TENNANT Company o piezas equivalentes. Puede solicitar las piezas a través de internet, por teléfono, por fax o por correo.</p> <p>Siga los siguientes pasos para que la entrega sea rápida.</p> <ol style="list-style-type: none"> 1. (A) Indique el modelo de máquina. 2. (B) Indique el número de serie de la etiqueta de datos. 3. (C) Asegúrese de que indica el número de serie correcto de la lista de piezas. 4. Indique la cantidad y el número de la pieza. No realice el pedido indicando el número de página o el de referencia. 5. Incluya su nombre, el nombre de la empresa, el ID de cliente, las direcciones de envío y facturación, el número de teléfono y el número del pedido de compra. 6. Facilite instrucciones de envío. <hr/> <p>(D) ▽ - identifica un conjunto ▲ - identifica piezas de un conjunto</p>	<p>Rellene estos datos cuando realice la instalación para utilizarlos como referencia en el futuro.</p> <p>Nº modelo - _____</p> <p>Nº serie - _____</p> <p>Opciones de la máquina - _____</p> <p>Vendedor - _____</p> <p>Nº teléfono vendedor - _____</p> <p>Nº cliente - _____</p> <p>Fecha de instalación - _____</p>
-----------	--	---

FR	<p>COMMENT COMMANDER DES PIÈCES DÉTACHÉES - Voir le schéma ci-dessus.</p> <p>Utilisez uniquement des pièces fournies par la société TENNANT ou équivalentes. Les pièces et fournitures peuvent être commandées en ligne, par téléphone, fax, ou par courrier.</p> <p>Suivez les étapes ci-dessous pour assurer une livraison rapide.</p> <ol style="list-style-type: none"> 1. (A) Identifiez le modèle de la machine. 2. (B) Identifiez le numéro de série de la machine, à partir de l'étiquette signalétique. 3. (C) Assurez-vous que le numéro de série correct est utilisé à partir de la liste de pièces détachées. 4. Identifiez le numéro de pièce et la quantité. Ne commandez pas par page ou numéros de référence. 5. Fournissez votre nom, le nom de votre société, votre numéro d'identification de client, l'adresse de facturation et d'expédition, le numéro de téléphone et le numéro du bon de commande. 6. Fournissez des instructions d'expédition détaillées. <hr/> <p>(D) ▽ - identifie un assemblage ▲ - identifie les pièces composant l'assemblage</p>	<p>A remplir au moment de l'installation à titre de référence.</p> <p>Nº du modèle - _____</p> <p>Nº de série - _____</p> <p>Options de la machine - _____</p> <p>Agent commercial - _____</p> <p>Nº tél. de l'agent commercial - _____</p> <p>Numéro d'identification client - _____</p> <p>Date d'installation - _____</p>
-----------	--	---

JP	<p>パーツの発注方法 ? 上記の図を参照してください</p> <p>TENNANT社製のパーツまたは同等品のみをお使いください。パーツやサプライ品のご注文は、オンライン、電話、FAX、または手紙でお願いいたします。確実にお届けできるように、以下の情報お知らせください。</p> <ol style="list-style-type: none"> 1. (A) 製品のモデル名をお知らせください。 2. (B) 製品のデータラベルに印刷されているシリアル番号をお知らせください。 3. (C) パーツリストを参照して、シリアル番号が正しいかご確認ください。 4. パーツ番号と数量をお知らせください。マニュアル/カタログのページ番号や参照番号でのご注文はご遠慮ください。 5. お客様のお名前、会社名、顧客ID番号、請求/発送先住所、電話番号、注文書番号をお知らせください。 6. 発送に関するご希望があれば、明記してください。 <hr/> <p>(D) ▽ - アセンブリを示します ▲ - アセンブリに含まれるパーツを示します</p>	<p>後日確認できるように、設置時に記入してください。</p> <p>モデルNo. - _____</p> <p>シリアルNo. - _____</p> <p>製品のオプション - _____</p> <p>販売代理店 - _____</p> <p>販売代理店の電話番号 - _____</p> <p>顧客ID番号 - _____</p> <p>設置日 - _____</p>
-----------	---	---

GENERAL RECOMMENDED MAINTENANCE

General Recommended Maintenance Items

Ref.	Part No.	Serial Number	Description	Qty.
	1200430	(10000000-19999999)	Blade, Sqge, Side, 22.50l, Linatex	2
	1202159	(10000000-19999999)	Blade, Sqge, Side, 22.50l, Ure	2
	1202160	(10000000-19999999)	Blade, Sqge, Side, 22.50l, Gum	2
	1200383	(10000000-19999999)	Blade, Sqge, Front, 42.59l [Linard]	1
	1200384	(10000000-19999999)	Blade, Sqge, Rear, Linatex	1
	1201825	(10000000-19999999)	Blade, Sqge, Front, 43.19l [Gum]	1
	1201823	(10000000-19999999)	Blade, Sqge, Front, 43.19l [Urethane]	1
	1201826	(10000000-19999999)	Blade, Sqge, Rear, Gum	1
	1201824	(10000000-19999999)	Blade, Sqge, Rear, Urethane	1
	1054100	(10000000-19999999)	Wheel, 04.0d 2.56w 0.41b	2
	363162	(10000000-19999999)	Wheel, 04.0d 0.89w 0.64b	2
	1205850	(10000000-19999999)	Caster Assy, Swivel	2
	1027944	(10000000-19999999)	Battery, Wet, 06vdc 0240ah, W/O Carton	6
	1070586	(10000000-19999999)	Battery, Wet, 06vdc 0360ah, W/O Carton	6
▽	9010935	(10000000-19999999)	Tool, Belt, Cyl Head, Afmkt [T12] (Cylindrical Scrub Head)	1
▲	1200334	(10000000-19999999)	Belt, Drive, 7 Grv	2
▲	1203758	(10000000-19999999)	Tool, Installation, Belt	1
	1201053	(10000000-19999999)	Skirt, Rbr, Front, Disc (Disc Scrub Head)	1
	1201185	(10000000-19999999)	Strip, Skirt, Rear, Disc (Disc Scrub Head)	1
	361144	(10000000-19999999)	Key, Ignition, Sgl	1
	16411	(10000000-19999999)	Off Whites/G Acrylic12.8oz[Acm101-00171]	1
	16412	(10000000-19999999)	Teal Blue S/G Enamel12.8oz[lcm101-70266]	1
	377540	(10000000-19999999)	Paint, Airdry, Blk, 12oz	1
	377538	(10000000-19999999)	Paint, Airdry, Gray, 12oz [Enamel]	1
	377537	(10000000-19999999)	Iron Gray S/G Enamel12.8oz[lcm101-00517]	1

SECTION 2

Contents	Page
Fig. 1 – Replacement Brushes, Scrub Head	2-2
Fig. 2 – Replacement Brushes, Side Brush	2-4
Fig. 3 – Main Frame and Wheels Group	2-6
Fig. 4 – Front Bumper and Side Door Group	2-8
Fig. 5 – Seat Support Group	2-10
Fig. 6 – Seat Group, Standard	2-12
Fig. 7 – Seat Kit, Deluxe	2-14
Fig. 8 – Steering and Instrument Panel Group, T12	2-16
Fig. 9 – Steering and Instrument Panel Group, T12XP	2-18
Fig. 10 – Front Cover and Directional Pedal Group	2-20
Fig. 11 – Scrub Head Lift Group	2-22
Fig. 12 – Scrub Head and Drive Motor Group, Disk	2-24
Fig. 13 – Scrub Head Frame Group, Cylindrical	2-26
Fig. 14 – Scrub Head Drive Motor Group, Cylindrical	2-28
Fig. 15 – Scrub Head Side Squeegee Group, Right Hand	2-30
Fig. 16 – Scrub Head Side Squeegee Group, Left Hand	2-32
Fig. 17 – Recovery Tank Group	2-34
Fig. 18 – Vacuum Fan Group	2-36
Fig. 19 – Solution Tank Group	2-38
Fig. 20 – Rear Squeegee Lift Group	2-40
Fig. 21 – Rear Squeegee Kit	2-42
Fig. 22 – Electrical Circuit Board Group	2-44
Fig. 23 – Electrical Contactor and Wires Group	2-46
Fig. 24 – Battery Group, 240Ah	2-48
Fig. 25 – Electrical Schematic Group	2-50
Fig. 26 – Wire Harnesses Group	2-54
Fig. 27 – Labels Group	2-59

Fig. 1 - Replacement Brushes, Scrub Head

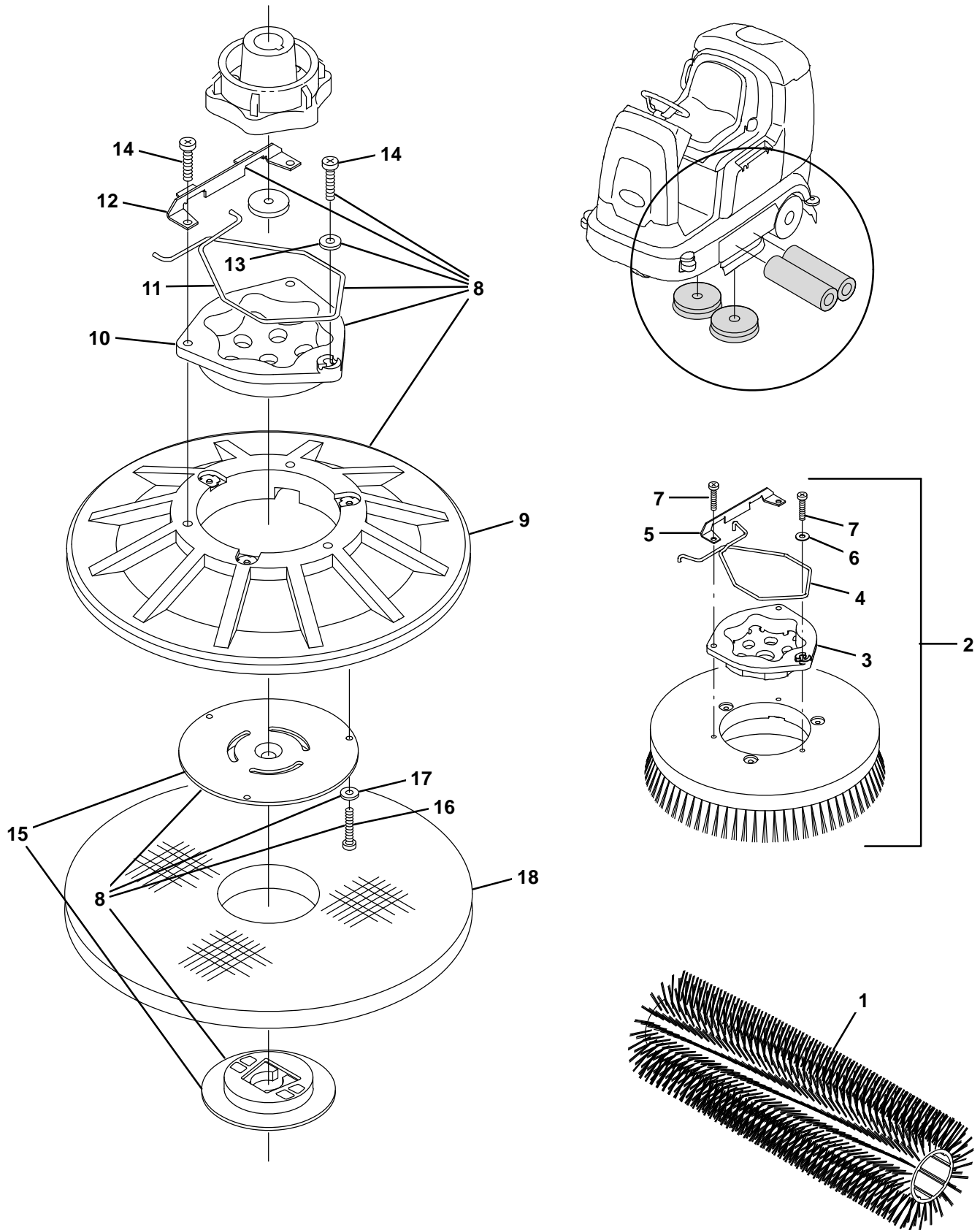


Fig. 1 – Replacement Brushes, Scrub Head

Ref.	Part No.	Serial Number	Description	Qty.
	1	1201572	(10000000-19999999) Brush, Scb, 31l, 18sr, Polypropylene, Spl	2
	1	1201926	(10000000-19999999) Brush, Scb, 31l, 18sr, Polypropylene, 2 Way, Spl	2
	1	1201927	(10000000-19999999) Brush, Scb, 31l, 18sr, Polyester, Spl	2
	1	1201928	(10000000-19999999) Brush, Scb, 31l, 18sr, Super Abrasive	2
▽	2	30241	(10000000-19999999) Brush Assy, Disk, Scb, 16.0d, Polypropylene	2
▲	3	1017368	(10000000-19999999) Hub, Drive, Brush, Disk, 3hole 5.8bc	1
▲	4	14838	(10000000-19999999) Spring, Wir, 0.16d, Brush Retaining	1
▲	5	24299	(10000000-19999999) Bracket, Retainer, Spring	1
▲	6	01684	(10000000-19999999) Washer, Flat, 0.27b 0.69d .05, Ss	1
▲	7	32746	(10000000-19999999) Screw, Pan, Phl, M6 X 1.00 X 35, Ss	2
▽	2	1042500	(10000000-19999999) Brush Assy, Disk, Scb, 16.0d, Polypropylene Stiff	2
▲	3	1017368	(10000000-19999999) Hub, Drive, Brush, Disk, 3hole 5.8bc	1
▲	4	14838	(10000000-19999999) Spring, Wir, 0.16d, Brush Retaining	1
▲	5	24299	(10000000-19999999) Bracket, Retainer, Spring	1
▲	6	01684	(10000000-19999999) Washer, Flat, 0.27b 0.69d .05, Ss	1
▲	7	32746	(10000000-19999999) Screw, Pan, Phl, M6 X 1.00 X 35, Ss	2
▽	2	1042499	(10000000-19999999) Brush Assy, Disk, Scb, 16.0d, Nylon	2
▲	3	1017368	(10000000-19999999) Hub, Drive, Brush, Disk, 3hole 5.8bc	1
▲	4	14838	(10000000-19999999) Spring, Wir, 0.16d, Brush Retaining	1
▲	5	24299	(10000000-19999999) Bracket, Retainer, Spring	1
▲	6	01684	(10000000-19999999) Washer, Flat, 0.27b 0.69d .05, Ss	1
▲	7	32746	(10000000-19999999) Screw, Pan, Phl, M6 X 1.00 X 35, Ss	2
▽	2	1042504	(10000000-19999999) Brush Assy, Disk, Scb, 16.0d, Super Abrasive	2
▲	3	1017368	(10000000-19999999) Hub, Drive, Brush, Disk, 3hole 5.8bc	1
▲	4	14838	(10000000-19999999) Spring, Wir, 0.16d, Brush Retaining	1
▲	5	24299	(10000000-19999999) Bracket, Retainer, Spring	1
▲	6	01684	(10000000-19999999) Washer, Flat, 0.27b 0.69d .05, Ss	1
▲	7	32746	(10000000-19999999) Screw, Pan, Phl, M6 X 1.00 X 35, Ss	2
▽	8	397916	(10000000-19999999) Driver Assy, Pad, 16.	2
▲	9	397976	(10000000-19999999) Disk, Driver, Pad, W/ Face, 16.0d	1
▲	10	15539	(10000000-19999999) Hub, Drive, Brush, Disk, 3hole 5.8bc[6t]	1
▲	11	14838	(10000000-19999999) Spring, Wir, 0.16d, Brush Retaining	1
▲	12	24299	(10000000-19999999) Bracket, Retainer, Spring	1
▲	13	01684	(10000000-19999999) Washer, Flat, 0.27b 0.69d .05, Ss	1
▲	14	32746	(10000000-19999999) Screw, Pan, Phl, M6 X 1.00 X 35, Ss	1
▲	15	370095	(10000000-19999999) Device, Centering, Clip On, TI [Gf Pp]	1
▲	16	09198	(10000000-19999999) Screw, Pan, Phl, M4 X 0.70 X 35, Ss	3
▲	17	41579	(10000000-19999999) Washer, Flat, 08, Ss	3
	18	63248-1	(10000000-19999999) Pad, Stripping, 16.0d, Brown [1pick=1pad]	2
	18	63248-2	(10000000-19999999) Pad, Scrubbing, 16.0d, Blu [1pick=1pad]	2
	18	63248-3	(10000000-19999999) Pad, Buff, 16.0d, Red [1pick=1pad]	2
	18	63248-4	(10000000-19999999) Pad, Polish, 16.0d, White [1pick=1pad]	2
	18	370092	(10000000-19999999) Pad, Stripping, 16.0d[Hi Prod, Black, 1pick=1pad]	2
	18	1201572	(10000000-19999999) Pac, Surf Prep, 16.0d [Maroon, 1pick=1pad]	2

Fig. 2 - Replacement Brushes, Side Brush

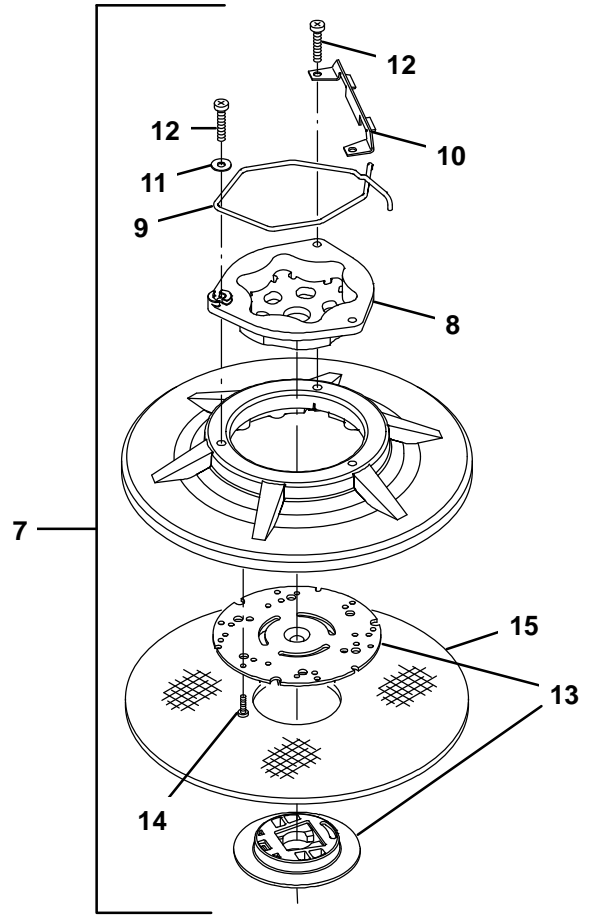
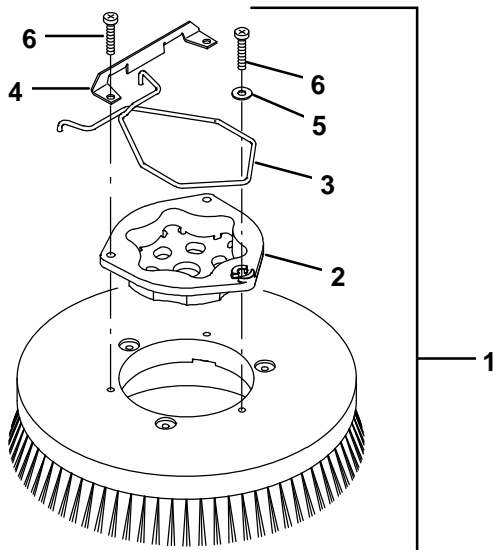
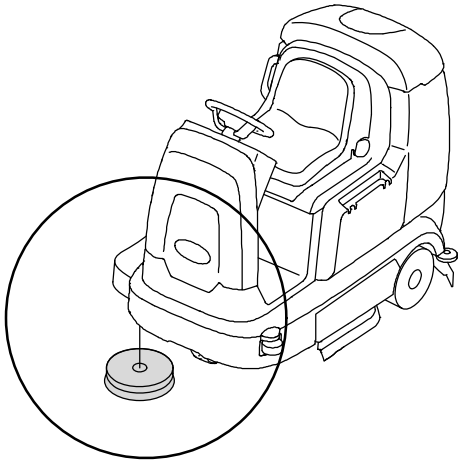


Fig. 2 – Replacement Brushes, Side Brush

Ref.	Part No.	Serial Number	Description	Qty.
▽	1	1042492	(10000000–19999999) Brush Assy, Disk, Scb, 13.0d, Nylon (Scrubbing)	1
▲	2	1017368	(10000000–19999999) Hub, Drive, Brush, Disk, 3hole 5.8bc	1
▲	3	14838	(10000000–19999999) Spring, Wir, 0.16d, Brush Retaining	1
▲	4	24299	(10000000–19999999) Bracket, Retainer, Spring	1
▲	5	01684	(10000000–19999999) Washer, Flat, 0.27b 0.69d .05, Ss	1
▲	6	32746	(10000000–19999999) Screw, Pan, Phl, M6 X 1.00 X 35, Ss	3
▽	1	1042494	(10000000–19999999) Brush Assy, Disk, Scb, 13.0d, Polypropylene Stiff (Scrubbing)	1
▲	2	1017368	(10000000–19999999) Hub, Drive, Brush, Disk, 3hole 5.8bc	1
▲	3	14838	(10000000–19999999) Spring, Wir, 0.16d, Brush Retaining	1
▲	4	24299	(10000000–19999999) Bracket, Retainer, Spring	1
▲	5	01684	(10000000–19999999) Washer, Flat, 0.27b 0.69d .05, Ss	1
▲	6	32746	(10000000–19999999) Screw, Pan, Phl, M6 X 1.00 X 35, Ss	3
▽	1	1042496	(10000000–19999999) Brush Assy, Disk, Scb, 13.0d, Super Abrasive (Scrubbing)	1
▲	2	1017368	(10000000–19999999) Hub, Drive, Brush, Disk, 3hole 5.8bc	1
▲	3	14838	(10000000–19999999) Spring, Wir, 0.16d, Brush Retaining	1
▲	4	24299	(10000000–19999999) Bracket, Retainer, Spring	1
▲	5	01684	(10000000–19999999) Washer, Flat, 0.27b 0.69d .05, Ss	1
▲	6	32746	(10000000–19999999) Screw, Pan, Phl, M6 X 1.00 X 35, Ss	3
▽	1	30240	(10000000–19999999) Brush Assy, Disk, Scb, 13.0d, Polypropylene (Scrubbing)	1
▲	2	1017368	(10000000–19999999) Hub, Drive, Brush, Disk, 3hole 5.8bc	1
▲	3	14838	(10000000–19999999) Spring, Wir, 0.16d, Brush Retaining	1
▲	4	24299	(10000000–19999999) Bracket, Retainer, Spring	1
▲	5	01684	(10000000–19999999) Washer, Flat, 0.27b 0.69d .05, Ss	1
▲	6	32746	(10000000–19999999) Screw, Pan, Phl, M6 X 1.00 X 35, Ss	3
▽	7	379013	(10000000–19999999) Driver Assy, Pad, 13.0d	2
▲	8	1017368	(10000000–19999999) Hub, Drive, Brush, Disk, 3hole 5.8bc	1
▲	9	1017957	(10000000–19999999) Spring, Retaining, Brush	1
▲	10	24299	(10000000–19999999) Bracket, Retainer, Spring	1
▲	11	01684	(10000000–19999999) Washer, Flat, 0.27b 0.69d .05, Ss	1
▲	12	32746	(10000000–19999999) Screw, Pan, Phl, M6 X 1.00 X 35, Ss	3
▲	13	370095	(10000000–19999999) Device, Centering, Clip On, TI [Gf Pp]	1
▲	14	360943	(10000000–19999999) Screw, Pan, Phl, 10–14 X 0.75, F/ Plstc	3
	15	89046	(10000000–19999999) Pad, Stripping, 13.0d, Brown[1pick=1pad]	2
	15	89047	(10000000–19999999) Pad, Scrubbing, 13.0d, Blue	2
	15	89048	(10000000–19999999) Pad, Buff, 13.0d, Red [1pick=1pad]	2
	15	89049	(10000000–19999999) Pad, Polish, 13.0d, White [1pick=1pad]	2
	15	1051024	(10000000–19999999) Pad, Surf Prep, 13.0d [Mar, 1pick=1pad]	2

Fig. 3 – Main Frame and Wheels Group

Ref.	Part No.	Serial Number	Description	Qty.
1	1200025	(10000000–19999999)	Frame Wldt [T12]	1
2	71579	(10000000–19999999)	Strap, Static, W/Grommet, .19 1.1w 25.0l	1
3	09011	(10000000–19999999)	Screw, Hex, M8 X 1.25 X 30, Ss	1
4	41141	(10000000–19999999)	Washer, Lock, Int–Ext, 0.31	1
5	01685	(10000000–19999999)	Washer, Flat, 0.38b 0.88d .08, Ss	1
6	1200298	(10000000–19999999)	Stabilizer Wldt [Cassoday]	2
7	12317	(10000000–19999999)	Screw, Hex, M10 X 1.50 X 30, Ss	6
8	01686	(10000000–19999999)	Washer, Flat, 0.44b 1.00d .08, Ss	6
9	1200150	(10000000–19999999)	Wheel, Drive, Ac (See Breakdown)	1
10	1200203	(10000000–19999999)	Steer–Control Assy, Wheel Drive (See Breakdown)	1
11	09028	(10000000–19999999)	Screw, Hex, M10 X 1.50 X 25, Ss	4
12	01686	(10000000–19999999)	Washer, Flat, 0.44b 1.00d .08, Ss	4
13	69234	(10000000–19999999)	Clamp, Cable, Stl, 1.00d X 0.75w, 1hole	2
14	1020341	(10000000–19999999)	Screw, Hex, M8 X 1.25 X 20, Ss, Sems	3
15	1060626	(10000000–19999999)	Tire Assy, Solid, 300mm X 100mm, Ure	2
16	1059019	(10000000–19999999)	Ring, Retaining, Ext, 1.375od	2
17	1057780	(10000000–19999999)	Horn, 36vdc, 110dba	1
18	82833	(10000000–19999999)	Sleeve, Nyl, 1.22id 35.0l	1
19	09570	(10000000–19999999)	Clamp, Cable, Stl, 0.9x1.8x0.62w, 1hole	1
20	1034731	(10000000–19999999)	Screw, Hex, M6 X 1.00 X 16, Ss, Sems	1
21	130773	(10000000–19999999)	Tie, Cable, Nyl, 11.0l, .14w, 3.0 Max. D	3
22	1207171	(10000000–19999999)	Rod, Sppt	1
23	33924	(10000000–19999999)	Washer, Flat, M10, Ss	1
24	41358	(10000000–19999999)	Screw, Soc, M10X1.50X35, 12.9	1
25	9011872	(10000000–19999999)	Cap, Hub, Wheel [For 1060626]	2

Fig. 4 – Front Bumper and Side Door Group

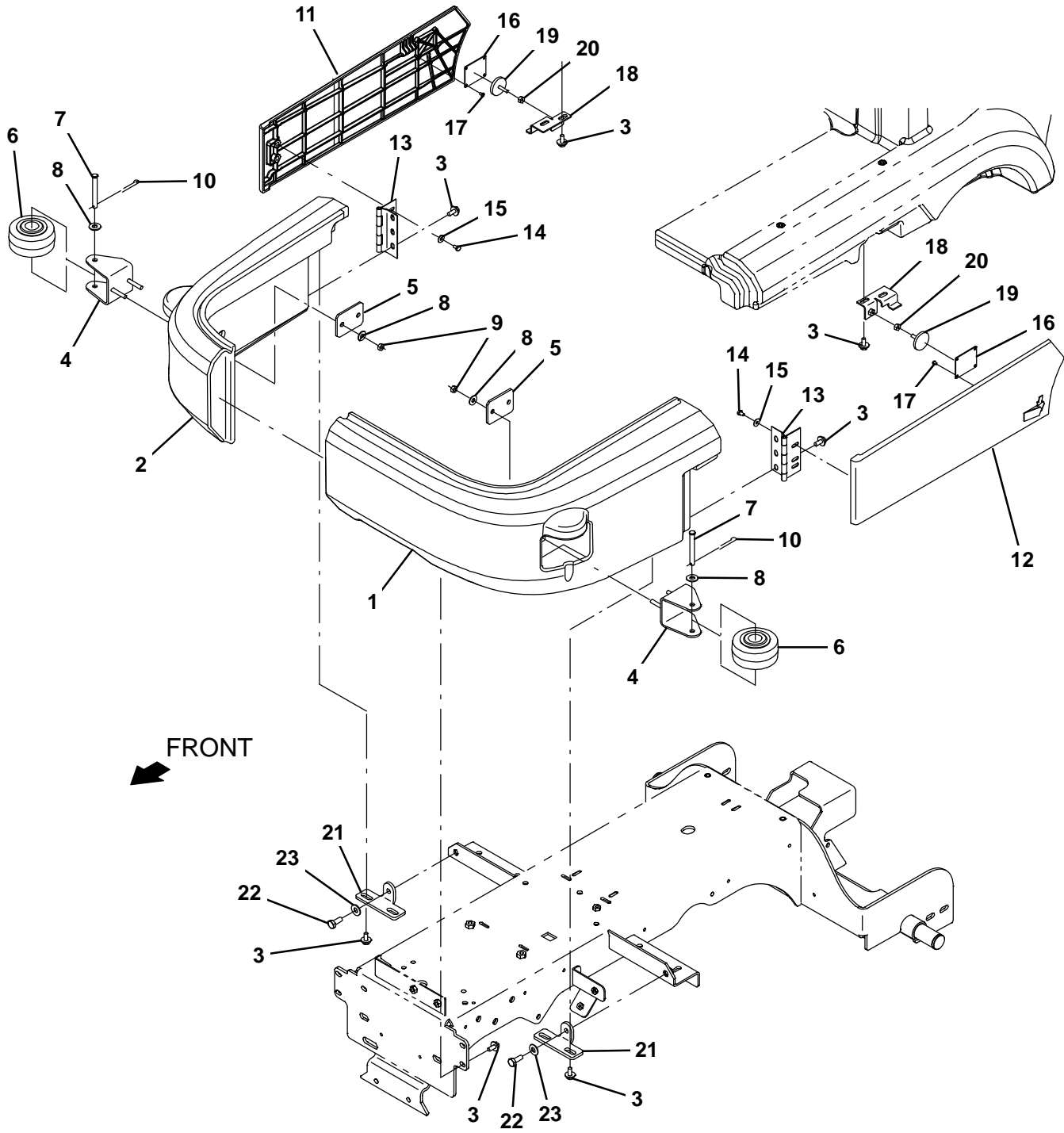


Fig. 4 – Front Bumper and Side Door Group

Ref.	Part No.	Serial Number	Description	Qty.
1	9010924	(10000000–19999999)	Bumper, Lh, Afmkt [T12]	1
2	9010925	(10000000–19999999)	Bumper, Rh, Afmkt [T12]	1
3	1020341	(10000000–19999999)	Screw, Hex, M8 X 1.25 X 20, Ss, Sems	15
4	1200869	(10000000–19999999)	Channel Wldt, Rlr	2
5	1200870	(10000000–19999999)	Plate, Backing, Roller	2
6	1054100	(10000000–19999999)	Wheel, 04.0d 2.56w 0.41b	2
7	57598	(10000000–19999999)	Pin, Clevis, 0.37d X 3.25l	2
8	01685	(10000000–19999999)	Washer, Flat, 0.38b 0.88d .08, Ss	6
9	08713	(10000000–19999999)	Nut, Hex, Lock, M8 X 1.25, NI, Ss	4
10	44906	(10000000–19999999)	Pin, Cotter, Hair, 0.38d .093 Wir	2
11	1202289	(10000000–19999999)	Panel, Door, Rh	1
12	1202392	(10000000–19999999)	Panel, Door, Lh	1
13	1202349	(10000000–19999999)	Hinge, Brush Door, Bent	2
14	06941	(10000000–19999999)	Screw, Hex, M6 X 1.00 X 10, 8.8	4
15	01684	(10000000–19999999)	Washer, Flat, 0.27b 0.69d .05, Ss	4
16	1202941	(10000000–19999999)	Plate, Latch	2
17	37016	(10000000–19999999)	Pin, Grvd, 0.75d 01.90l, 1/0.59 [Btwn]	8
18	1200984	(10000000–19999999)	Bracket Wldt, Latch, Lh	2
19	1202779	(10000000–19999999)	Magnet, Latch, Brush Door	2
20	32520	(10000000–19999999)	Nut, Hex, Jam, .25–20	2
21	1200460	(10000000–19999999)	Bracket, Bumper, Right	2
22	09028	(10000000–19999999)	Screw, Hex, M10 X 1.50 X 25, Ss	2
23	01686	(10000000–19999999)	Washer, Flat, 0.44b 1.00d .08, Ss	2

Fig. 5 - Seat Support Group

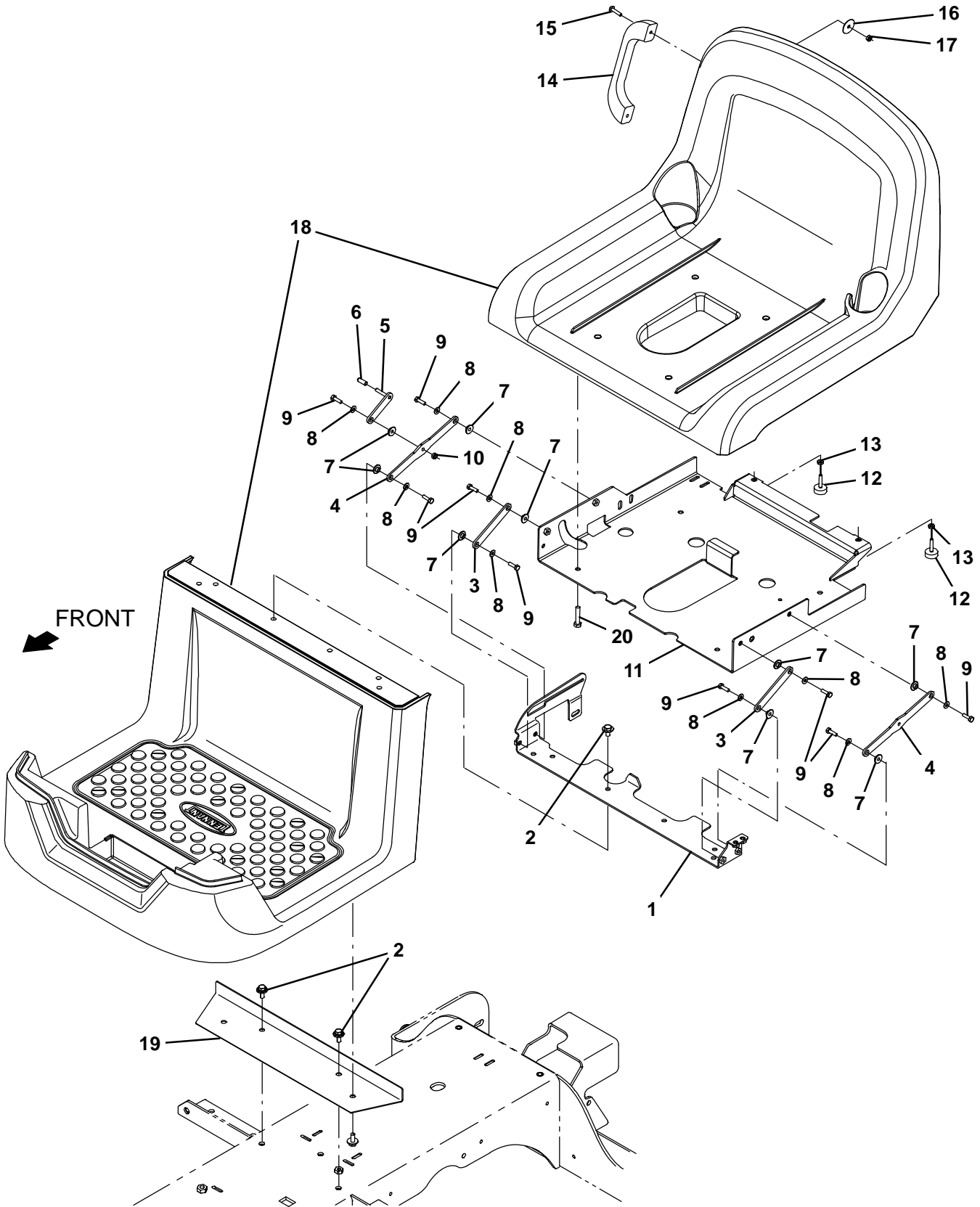


Fig. 5 – Seat Support Group

Ref.	Part No.	Serial Number	Description	Qty.
1	9011057	(10000000–19999999)	Plate Wldt, Mtg, W/Label, Aftmkt, Na	1
1	9011058	(10000000–19999999)	Plate Wldt, Mtg, W/Label, Aftmkt, JP	1
2	1020341	(10000000–19999999)	Screw, Hex, M8 X 1.25 X 20, Ss, Sems	10
3	1200827	(10000000–19999999)	Link, Oprtr Station	2
4	1200828	(10000000–19999999)	Link, Oprtr Station	2
5	1201103	(10000000–19999999)	Link Wldt, Oprtr Station	1
6	1202957	(10000000–19999999)	Grip, Handle, .25d .90l Yel	1
7	1202156	(10000000–19999999)	Sleeve, Flange	9
8	19066	(10000000–19999999)	Washer, Flat, 0.25b 0.56d .05, Pl, 10	10
9	08716	(10000000–19999999)	Screw, Hex, M6 X 1.00 X 20, Ss	9
10	08708	(10000000–19999999)	Nut, Hex, Lock, M6 X 1.00, NI	1
11	1200210	(10000000–19999999)	Channel Wldt, Seat	1
12	20802	(10000000–19999999)	Bumper, Rbr, 1.0d 0.38th .25–20	2
13	32520	(10000000–19999999)	Nut, Hex, Jam, .25–20	2
14	381962	(10000000–19999999)	Handle, Container	1
15	382726	(10000000–19999999)	Screw, Pan, Phl, M6 X 1.00 X 25, 4.8	2
16	41178	(10000000–19999999)	Washer, Flat, 0.25, Fendr	2
17	08712	(10000000–19999999)	Nut, Hex, Lock, M6 X 1.00, NI, Ss	2
18	1206483	(10000000–19999999)	Platform Set, Oprtr [T12]	1
19	1200612	(10000000–19999999)	Angle, Support	1
20	09026	(10000000–19999999)	Screw, Hex, M8 X 1.25 X 40, Ss	4

Fig. 6 – Seat Group, Standard

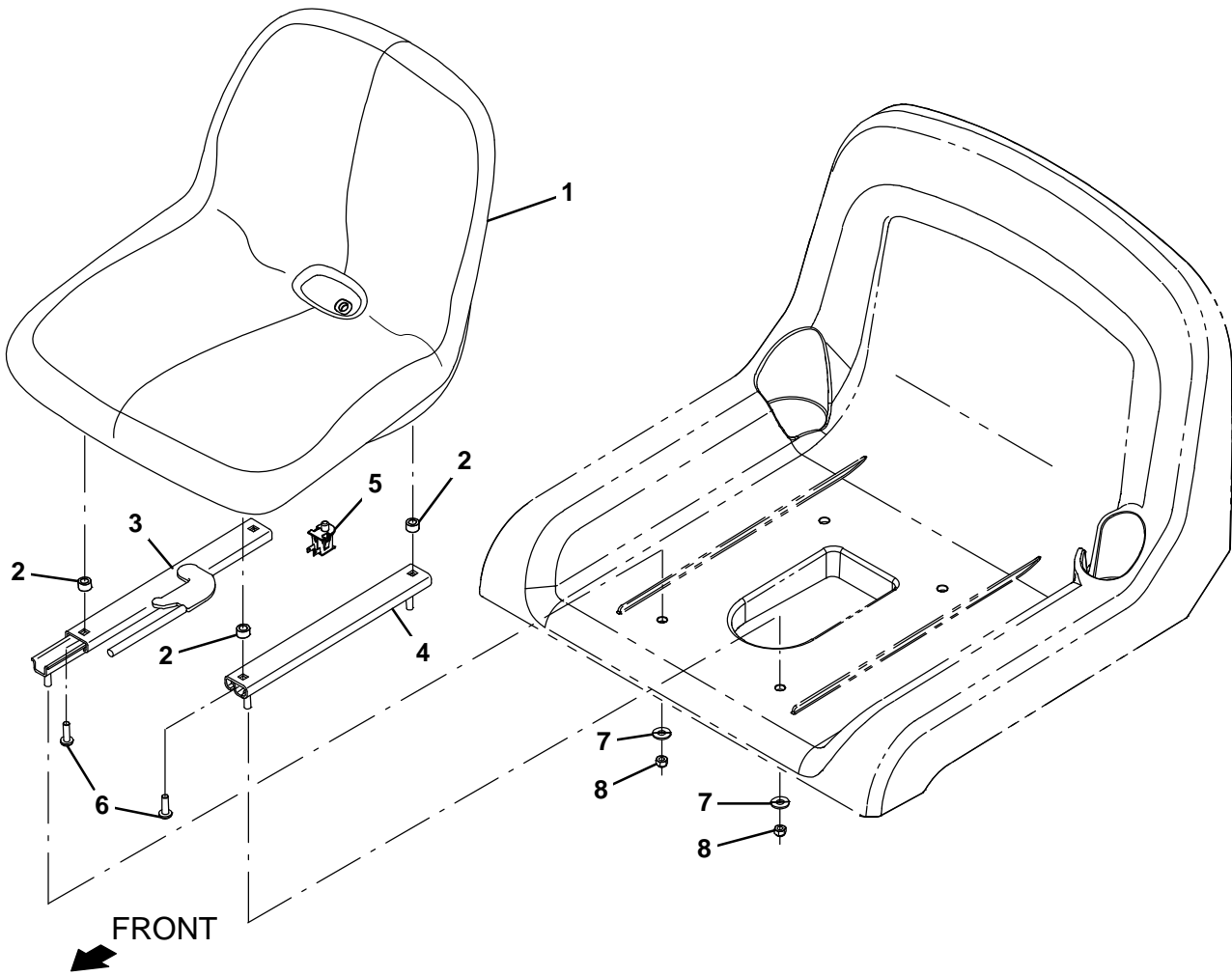


Fig. 6 – Seat Group, Standard

Ref.	Part No.	Serial Number	Description	Qty.
1	1201894	(10000000–19999999)	Seat, Std [Milsco]	1
2	1051052	(10000000–19999999)	Spacer, Rnd, .38b .88d .38l	4
3	360370	(10000000–19999999)	Track, Slide, Seat Adj, 12.5l, W/Latch	1
4	360369	(10000000–19999999)	Track, Slide, Seat Adj, 12.5l	1
5	1048955	(10000000–19999999)	Switch, Seat, No [Delta 6440–04]	1
6	1035038	(10000000–19999999)	Screw, Hex, .31–18 X 1.38, Ss, NI	4
7	01685	(10000000–19999999)	Washer, Flat, 0.38b 0.88d .08, Ss	4
8	41437	(10000000–19999999)	Nut, Hex, Lock, .31–18, NI, Ss	4

Fig. 7 – Seat Kit, Deluxe

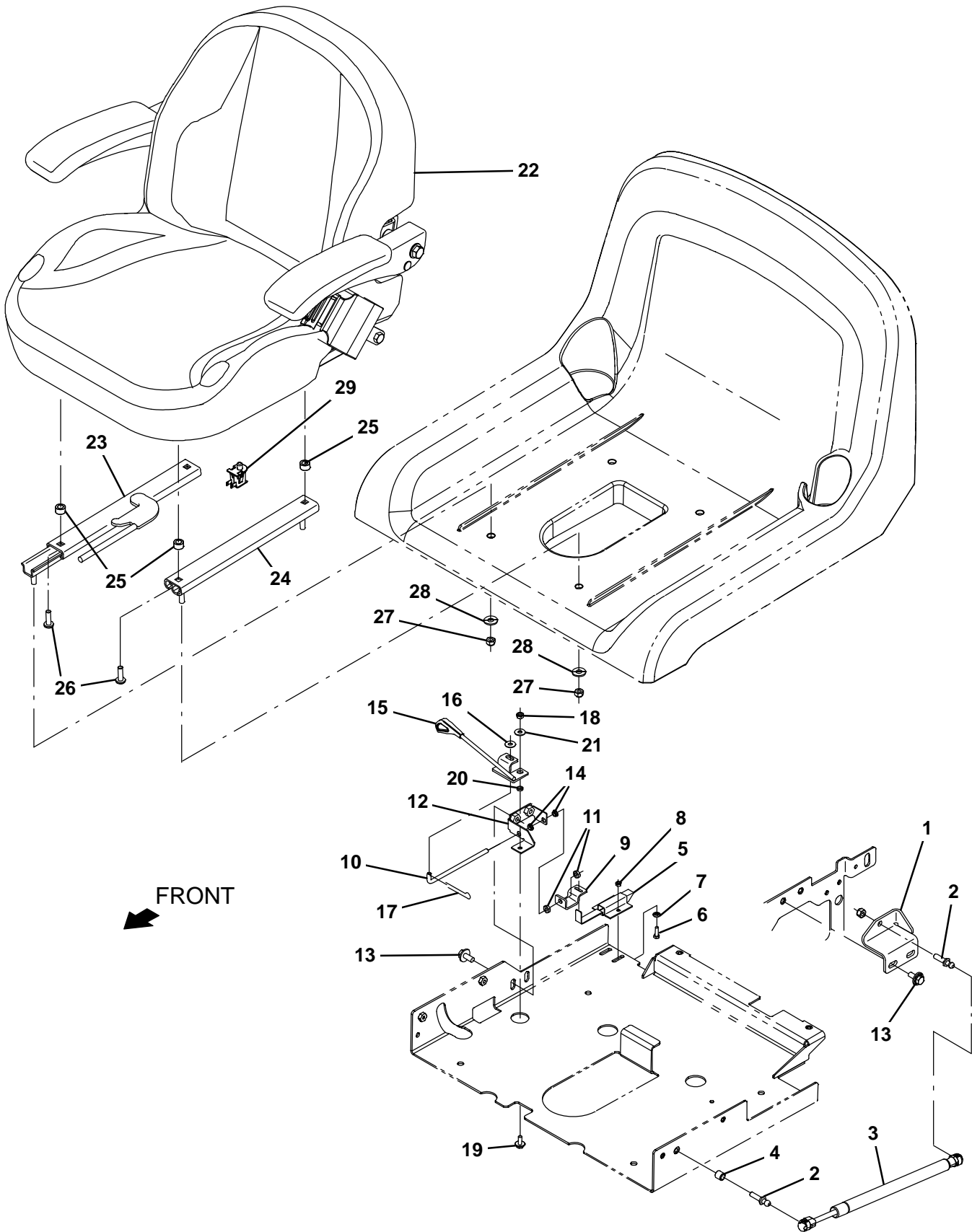
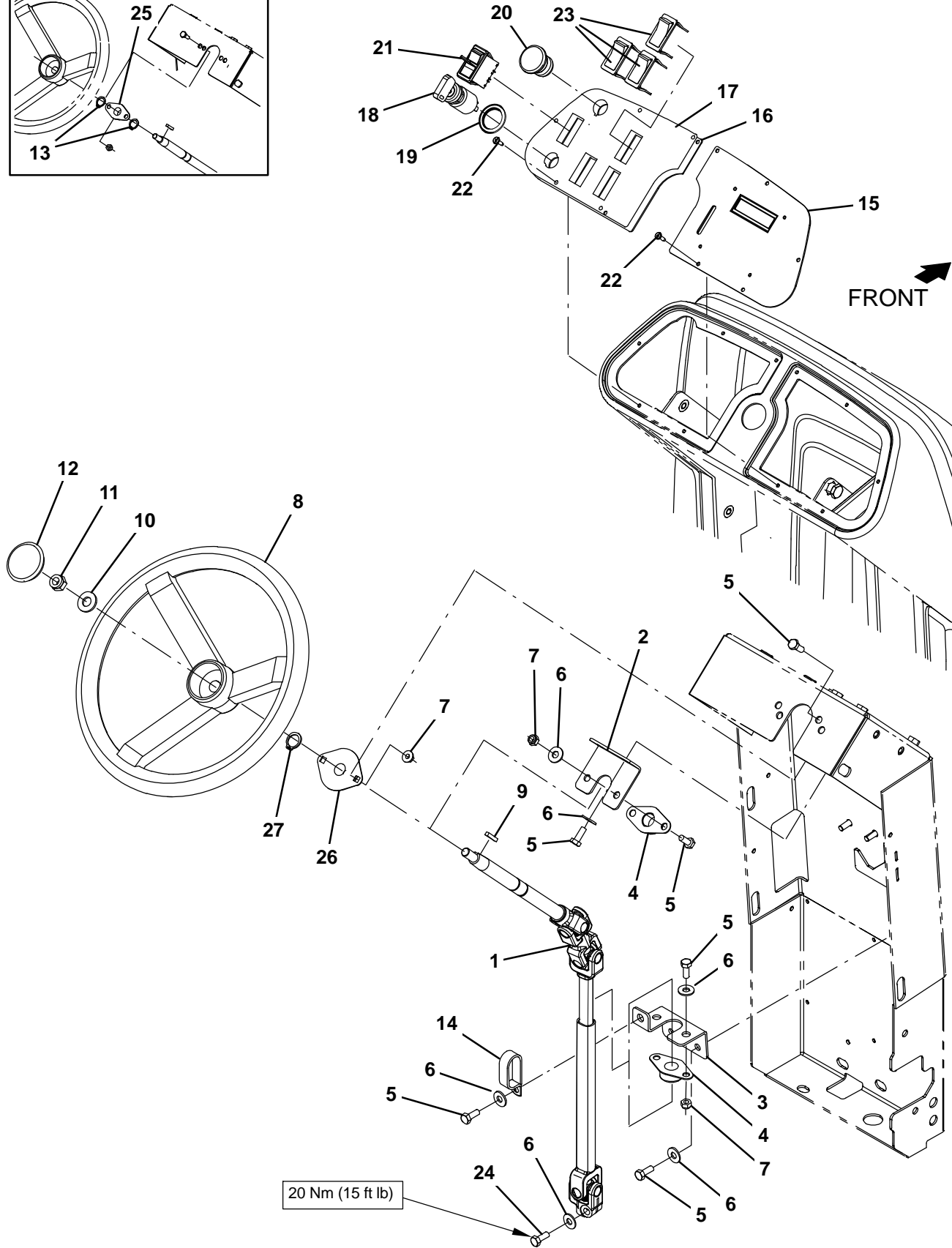
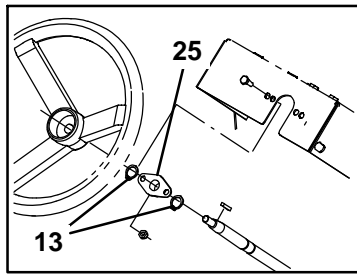


Fig. 7 – Seat Kit, Deluxe

Ref.	Part No.	Serial Number	Description	Qty.
▽	9009836	(10000000–19999999)	Seat Kit, Deluxe, Ci [T12]	1
▲	1 1202800	(10000000–19999999)	Bracket, Mtg, Ball Stud	1
▲	2 1012878	(10000000–19999999)	Stud, Ball, .39d .31–18	2
▲	3 14464	(10000000–19999999)	Gas spring, 35lb, 8.0strk	1
▲	4 222460	(10000000–19999999)	Sleeve, P/M, 0.32b 0.50d 0.5l [430ss]	1
▲	5 1025736	(10000000–19999999)	Latch	1
▲	6 24199	(10000000–19999999)	Screw, Hex, M5 X 0.80 X 16, Ss	2
▲	7 140011	(10000000–19999999)	Washer, Flat, 0.21b 0.45d .03, Ss	2
▲	8 09739	(10000000–19999999)	Nut, Hex, Lock, M5 X 0.80, NI, Ss	2
▲	9 1200999	(10000000–19999999)	Angle, Latch	1
▲	10 1203958	(10000000–19999999)	Handle, Latch	1
▲	11 32520	(10000000–19999999)	Nut, Hex, Jam, .25–20	2
▲	12 1203946	(10000000–19999999)	Bracket Wldt, Latch	1
▲	13 1020341	(10000000–19999999)	Screw, Hex, M8 X 1.25 X 20, Ss, Sems	4
▲	14 80921	(10000000–19999999)	Bushing, Snap–In, 0.25b 0.31d 0.08th Nyl	2
▲	15 1205295	(10000000–19999999)	Handle Assy, Latch, Seat	1
▲	16 01684	(10000000–19999999)	Washer, Flat, 0.27b 0.69d .05, Ss	2
▲	17 08085	(10000000–19999999)	Pin, Cotter, Hair, 0.31d .058 Wir	1
▲	18 08712	(10000000–19999999)	Nut, Hex, Lock, M6 X 1.00, NI, Ss	1
▲	19 1034731	(10000000–19999999)	Screw, Hex, M6 X 1.00 X 16, Ss, Sems	1
▲	20 1205764	(10000000–19999999)	Sleeve, P/M, 0.25b 0.38d 0.1l [430ss]	1
▲	21 29570	(10000000–19999999)	Washer, Flat, 0.28b 1.00d .06, Stl	1
▲	22 1201428	(10000000–19999999)	Seat, Dlx, W/ Armrests & Seatbelt	1
▲	23 360370	(10000000–19999999)	Track, Slide, Seat Adj, 12.5l, W/Latch	1
▲	24 360369	(10000000–19999999)	Track, Slide, Seat Adj, 12.5l	1
▲	25 1051052	(10000000–19999999)	Spacer, Rnd, .38b .88d .38l	4
▲	26 1035038	(10000000–19999999)	Screw, Hex, .31–18 X 1.38, Ss, NI	4
▲	27 41437	(10000000–19999999)	Nut, Hex, Lock, .31–18, NI, Ss	4
▲	28 01685	(10000000–19999999)	Washer, Flat, 0.38b 0.88d .08, Ss	4
▲	29 1048955	(10000000–19999999)	Switch, Seat, No [Delta 6440–04]	4

Fig. 8 – Steering and Instrument Panel Group, T12



FRONT →

Fig. 8 – Steering and Instrument Panel Group, T12

Ref.	Part No.	Serial Number	Description	Qty.	
1	1202600	(10000000–19999999)	Shaft Assy, Steering, Basic	1	
2	1201253	(10000000–19999999)	Bracket, Mtg, Brg	1	
3	1205753	(10000000–19999999)	Bracket Wldt, Sppt, Brg	1	
4	223065	(10000000–19999999)	Bearing, Flng, 2hole, 0.75b [Nyl]	2	
5	16931	(10000000–19999999)	Screw, Hex, M8 X 1.25 X 20, 8.8	5	
6	32491	(10000000–19999999)	Washer, Flat, 0.31, Std	8	
7	08709	(10000000–19999999)	Nut, Hex, Lock, M8 X 1.25, NI	6	
8	1036490	(10000000–19999999)	Wheel, Steering, 14.0d, Taper Bore	1	
9	00912	(10000000–19999999)	Key, Sq, 0.19 X 0.19, 1.00l	1	
10	08711	(10000000–19999999)	Nut, Hex, Lock, M12 X 1.75, NI	1	
11	32493	(10000000–19999999)	Washer, Flat, 0.50, Std	1	
12	1038966	(10000000–19999999)	Cap, Wheel, Steering	1	
13	26428	(10000000–10638330)	Ring, Retaining, Ext, 0.75d, Hd	2	
14	09570	(10000000–19999999)	Clamp, Cable, Stl, 0.9x1.8x0.62w, 1hole	1	
15	1201699	(10000000–19999999)	Panel Assy, Console, Instmt	1	
16	1201180	(10000000–19999999)	Panel, Console, Lh	1	
17	1204177	(10000000–19999999)	Label, Opertnl, Console, Lh	1	
▽	18	361076	(10000000–19999999)	Switch, Ignition [Merit Gmbh]	1
▲		361144	(10000000–19999999)	Key, ignition, Sgl	1
19	82226	(10000000–19999999)	Washer, Flat, 0.91b 1.38d .06, Stl, Pl	1	
20	1011735	(10000000–19999999)	Switch, Safety, Shutoff	1	
21	1058679	(10000000–19999999)	Switch, Rocker, Dpdt, On / None / On	1	
22	140825	(10000000–19999999)	Screw, Pan, Phl, 06 X 0.50, Fmg/Ab, Blk	10	
23	398501	(10000000–19999999)	Plug, Hole, Rt, Rocker Switch, .87 X 1.7	3	
24	39277	(10000000–19999999)	Screw, Hex, M8 X 1.25 X 25, 8.8	1	
25	223065	(10000000–10638330)	Bearing, Flng, 2hole, 0.75b [Nyl]	1	
26	36428	(10638331–19999999)	Plate, Lintel Backing	1	
27	1057554	(10638331–19999999)	Bearing, Flng, 2hole, 0.75b	1	

Fig. 9 – Steering and Instrument Panel Group, T12XP

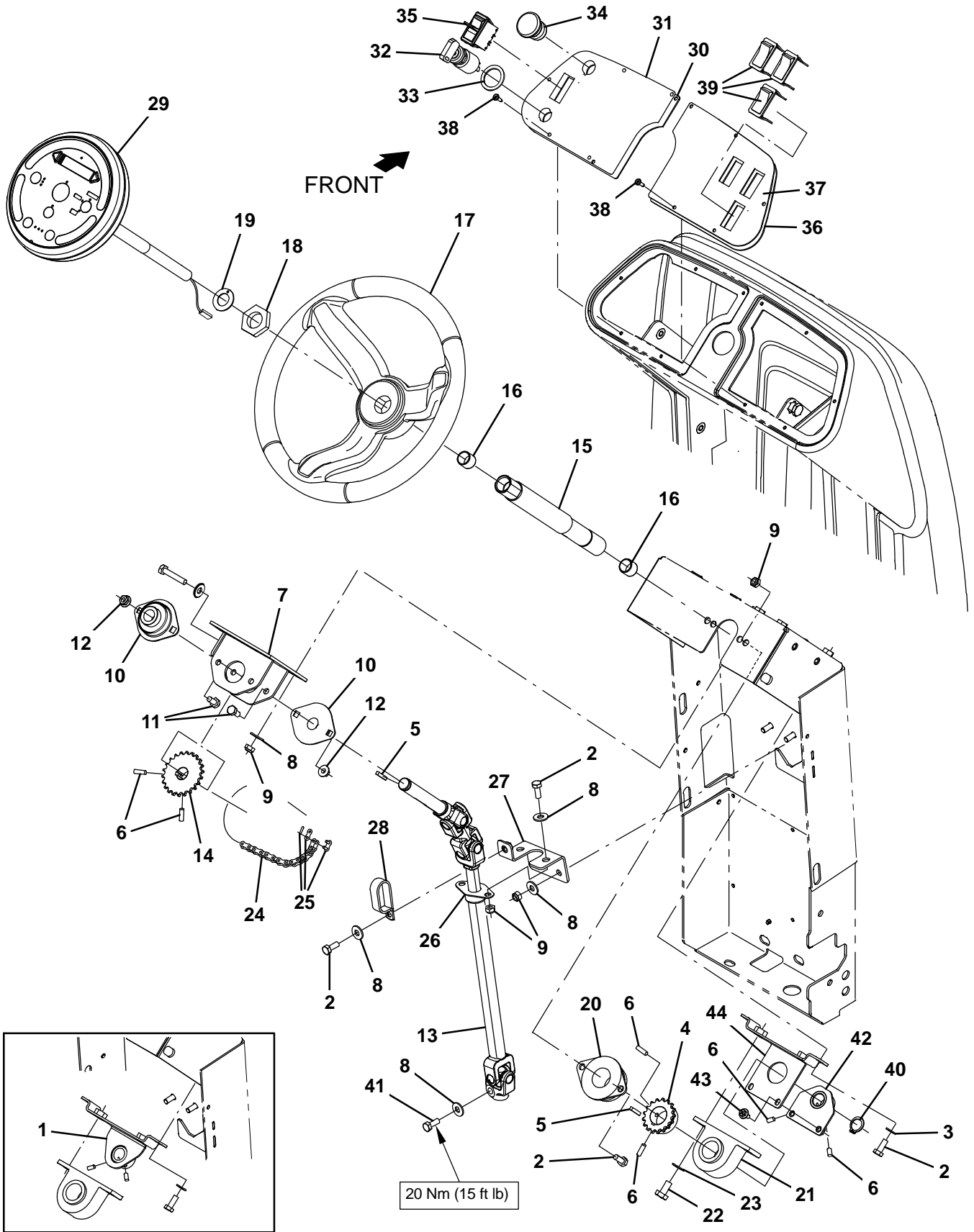


Fig. 9 – Steering and Instrument Panel Group, T12XP

Ref.	Part No.	Serial Number	Description	Qty.	
1	1200263	(10000000-10713299)	Bracket Wldt, Brg	1	
2	16931	(10000000-19999999)	Screw, Hex, M8 X 1.25 X 20, 8.8	7	
3	32490	(10000000-19999999)	Washer, Flat, 0.25, Std	2	
4	9010942	(10000000-19999999)	Sprocket Kit, 1.12b, Afmkt [T12]	1	
5	00912	(10000000-19999999)	Key, Sq, 0.19 X 0.19, 1.00l	2	
6	09162	(10000000-19999999)	Screw, Set, M6 X 1.00 X 8, NI	6	
7	1057572	(10000000-19999999)	Plate Wldt, Sppt, Brg	1	
8	32491	(10000000-19999999)	Washer, Flat, 0.31, Std	10	
9	08709	(10000000-19999999)	Nut, Hex, Lock, M8 X 1.25, NI	10	
10	1057554	(10000000-19999999)	Bearing, Flng, 2hole, 0.75b	2	
11	16735	(10000000-19999999)	Screw, Hex, M8 X 1.25 X 16, 8.8	4	
12	07791	(10000000-19999999)	Nut, Hex, Flng, M8 X 1.25	4	
13	1202601	(10000000-19999999)	Shaft Assy, Steering [T12]	1	
14	9010943	(10000000-19999999)	Sprocket Kit, 0.75b, Afmkt [T12]	1	
15	1201150	(10000000-10713299)	Tube, Column, Steering	1	
15	1208612	(10713300-19999999)	Tube, Column, Steering	1	
16	1057785	(10000000-19999999)	Bearing, Journal, 0.75b 0.88d 0.75l	2	
17	1056412	(10000000-19999999)	Wheel, Steering, 14.4d	1	
18	1059073	(10000000-19999999)	Nut, Hex, Jam, 1.12-12	1	
19	04846	(10000000-19999999)	Washer, Thrust, 0.79b 1.42d 0.06[Garlok]	1	
20	1057043	(10000000-19999999)	Bearing, Flng, 2hole, 1.25b	1	
21	1054654	(10000000-19999999)	Bearing, Pillowblock, 1.12b	1	
22	06961	(10000000-19999999)	Screw, Hex, M10 X 1.5	2	
23	32485	(10000000-19999999)	Washer, Flat, 0.38, Sae	2	
24	1053977	(10000000-19999999)	Chain, Rlr, 35 X 35 Pitches	1	
25	14799	(10000000-19999999)	Link, Chain, Rlr, 35	1	
26	223065	(10000000-19999999)	Bearing, Flng, 2hole, 0.75b [Nyl]	1	
27	1205753	(10000000-19999999)	Bracket Wldt, Sppt, Brg	1	
28	09570	(10000000-19999999)	Clamp, Cable, Stl, 0.9x1.8x0.62w, 1hole	1	
29	9010934	(10000000-19999999)	Instr Panel, Pod, Afmkt [T12]	1	
30	1201534	(10000000-19999999)	Panel, Console, Lh	1	
31	1204170	(10000000-19999999)	Label, Opertnl, Console, Lh	1	
▽	32	361076	(10000000-19999999)	Switch, Ignition [Merit Gmbh]	1
▲		361144	(10000000-19999999)	Key, ignition, Sgl	1
33	82226	(10000000-19999999)	Washer, Flat, 0.91b 1.38d .06, Stl, PI	1	
34	1011735	(10000000-19999999)	Switch, Safety, Shutoff	1	
35	1058679	(10000000-19999999)	Switch, Rocker, Dpdt, On / None / On	1	
36	1201535	(10000000-19999999)	Panel, Console, Rh	1	
37	1204176	(10000000-19999999)	Label, Opertnl, Console, Rh	1	
38	140825	(10000000-19999999)	Screw, Pan, Phl, 06 X 0.50, Fmg/Ab, Blk	10	
39	398501	(10000000-19999999)	Plug, Hole, Rt, Rocker Switch, .87 X 1.7	3	
40	70651	(10000000-19999999)	Ring, Retaining, Ext, 1.12d	1	
41	39277	(10000000-19999999)	Screw, Hex, M8 X 1.25 X 25, 8.8	1	
42	1208625	(10713300-19999999)	Plate Wldt, Brg	1	
43	1034731	(10713300-19999999)	Screw, Hex, M6 X 1.00 X 16, Sems, Ss	2	
44	1208622	(10713300-19999999)	Bracket Wldt, Brg	1	

Fig. 10 – Front Cover and Directional Pedal Group

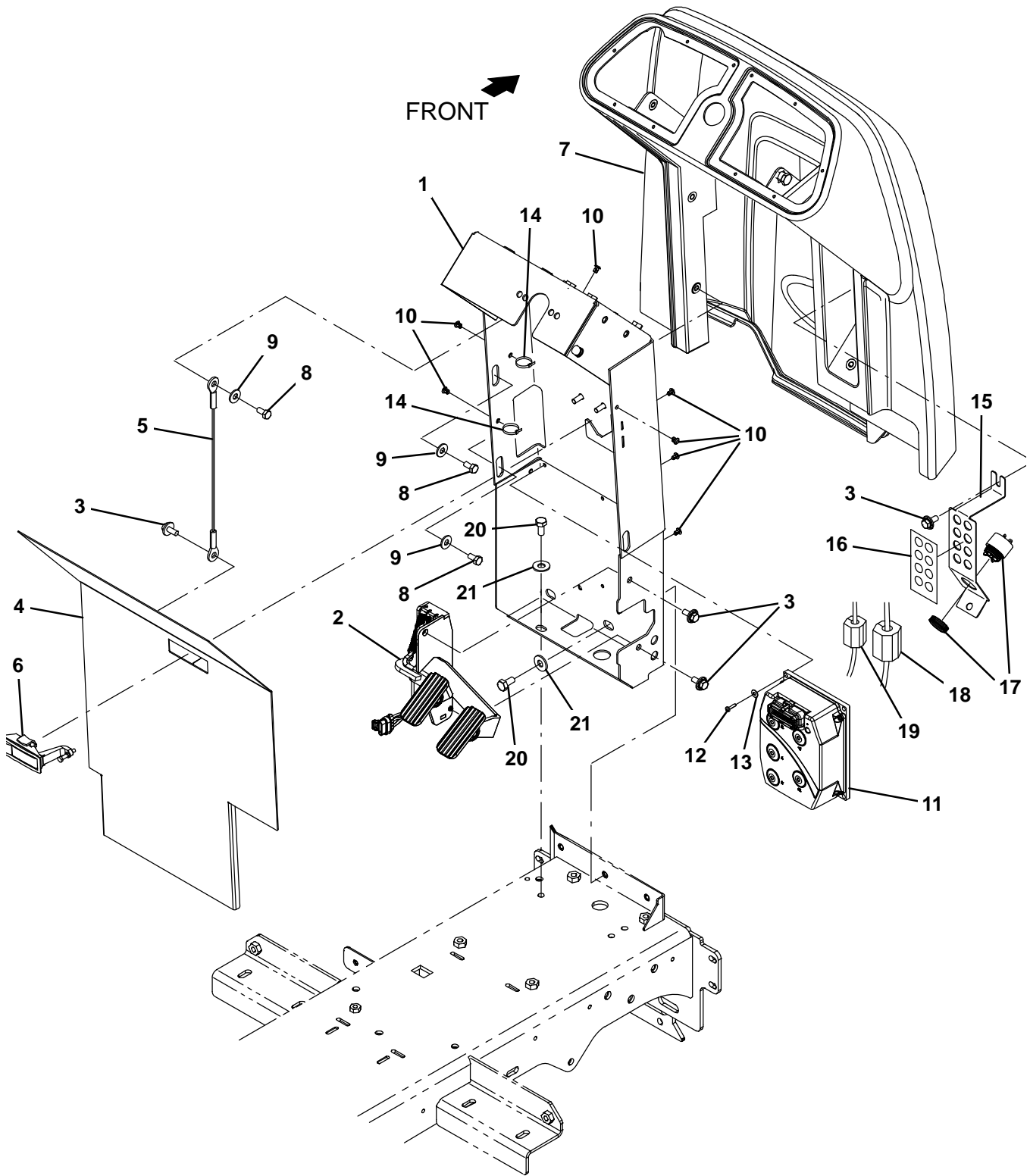


Fig. 10 – Front Cover and Directional Pedal Group

Ref.	Part No.	Serial Number	Description	Qty.
1	1200146	(10000000–19999999)	Channel Wldt, Steering, Pntd	1
2	1200253	(10000000–19999999)	Pedal Assy, Accelerator, Brake (See Breakdowns)	1
3	1020341	(10000000–19999999)	Screw, Hex, M8 X 1.25 X 20, Ss, Sems	5
4	9010930	(10000000–19999999)	Panel, Access, Front, Afmkt [T12]	1
4	9011168	(10000000–19999999)	Panel, Access, Front, Afmkt [Jp]	1
5	19676	(10000000–19999999)	Cable, Glv .09d 013.0l .38eye /.38eye	1
6	398806	(10000000–19999999)	Latch	1
7	9010928	(10000000–19999999)	Shroud, Front, Afmkt [T12]	1
8	15675	(10000000–19999999)	Screw, Hex, M8 X 1.25 X 16, Ss	5
9	32491	(10000000–19999999)	Washer, Flat, 0.31, Std	5
10	1202868	(10000000–19999999)	Clip, Tie, 0.25d, Plstc	7
11	1202308	(10000000–19999999)	Controller, 36vdc, 200a [Ac Propel]	1
12	24265	(10000000–19999999)	Screw, Pan, Phl, M4 X 0.70 X 16, Ss	4
13	01683	(10000000–19999999)	Washer, Flat, 10, Ss	4
14	130773	(10000000–19999999)	Tie, Cable, Nyl, 11.0l, .14w, 3.0 Max. D	7
15	1201212	(10000000–19999999)	Bracket, Ele, Cb [T12]	1
16	1201864	(10000000–19999999)	Label, Circuitbreaker	1
17	1052726	(10000000–19999999)	Alarm, 9–48vdc, 95 Db(A) [Ec–H20]	1
18	1052120	(10000000–19999999)	Inductor, 25Mmid [218 Imp At 25Mhz] (Australia Only)	1
19	1052123	(10000000–19999999)	Inductor, 18Mmid [156 Imp At 25Mhz] (Australia Only)	1
20	39283	(10000000–19999999)	Screw, Hex, M10x 1.50 x 25, 8.8	
21	32492	(10000000–19999999)	Washer, Flat, 0.38, Std	

Fig. 11 - Scrub Head Lift Group

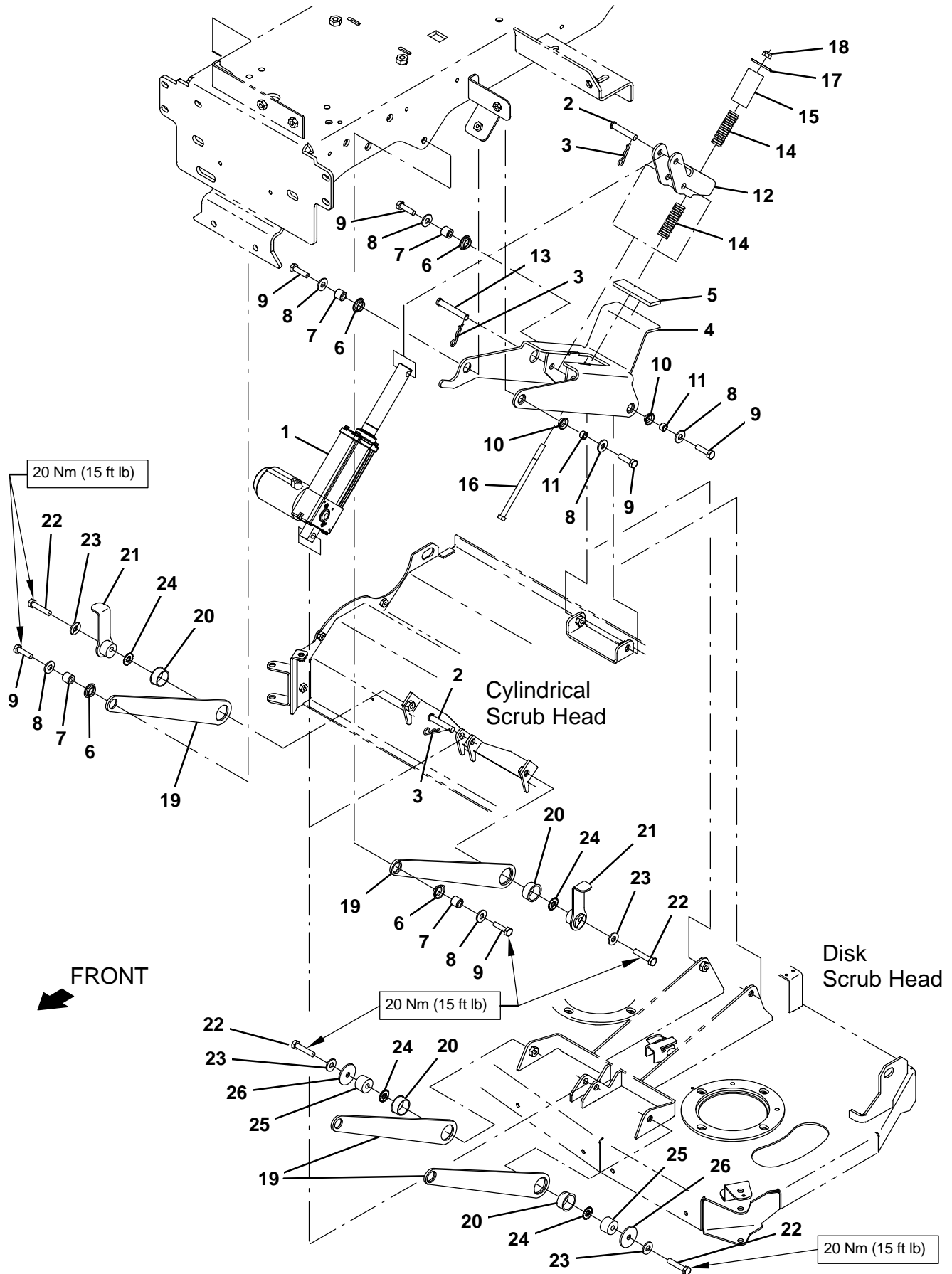


Fig. 11 – Scrub Head Lift Group

Ref.	Part No.	Serial Number	Description	Qty.
1	1200774	(10000000–19999999)	Actuator, 36vdc, 3.9strk, 450lb	1
2	29584	(10000000–19999999)	Pin, Clevis, 0.37d X 2.00l	2
3	44906	(10000000–19999999)	Pin, Cotter, Hair, 0.38d .093 Wir	3
4	1200735	(10000000–19999999)	Arm Wldt, Pivot	1
5	1200440	(10000000–19999999)	Pad, Stop, Rbr	1
6	04843	(10000000–19999999)	Bushing, FIng, 0.63b 0.72d 0.25l	4
7	80409	(10000000–19999999)	Sleeve, P/M, 0.34b 0.63d 0.6l, Bnz	4
8	01685	(10000000–19999999)	Washer, Flat, 0.38b 0.88d .08, Ss	6
9	09011	(10000000–19999999)	Screw, Hex, M8 X 1.25 X 30, Ss	6
10	1054662	(10000000–19999999)	Bushing, FIng, 0.50b 0.59d 0.25l	2
11	222516	(10000000–19999999)	Sleeve, P/M, 0.32b 0.50d 0.3l [430ss]	2
12	1200764	(10000000–19999999)	Bracket, Pivot, Spring	1
13	365180	(10000000–19999999)	Pin, Clevis, 0.38d X 2.50l	1
14	1203336	(10000000–19999999)	Spring, Cmpr, .73od 2.5l	2
15	1204185	(10000000–19999999)	Tube, Bumper	1
16	1201996	(10000000–19999999)	Screw, Hex, M8 X 1.25 X 140, Ss	1
17	379829	(10000000–19999999)	Washer, Flat, 0.34b 1.50d .12, Stl, Pl	1
18	08713	(10000000–19999999)	Nut, Hex, Lock, M8 X 1.25, NI, Ss	1
19	1201033	(10000000–19999999)	Link, Head Scb	2
20	367313	(10000000–19999999)	Bushing, FIng, 1.00b 1.13d 0.50l	2
21	1201080	(10000000–19999999)	Pivot Wldt	2
22	09026	(10000000–19999999)	Screw, Hex, M8 X 1.25 X 40, Ss	2
23	01685	(10000000–19999999)	Washer, Flat, 0.38b 0.88d .08, Ss	2
24	41141	(10000000–19999999)	Washer, Lock, Int–Ext, 0.31	2
25	1201354	(10000000–19999999)	Pivot, Lift	2
26	379829	(10000000–19999999)	Washer, Flat, 0.34b 1.50d .12, Stl, Pl	2

Fig. 12 – Scrub Head and Drive Motor Group, Disk

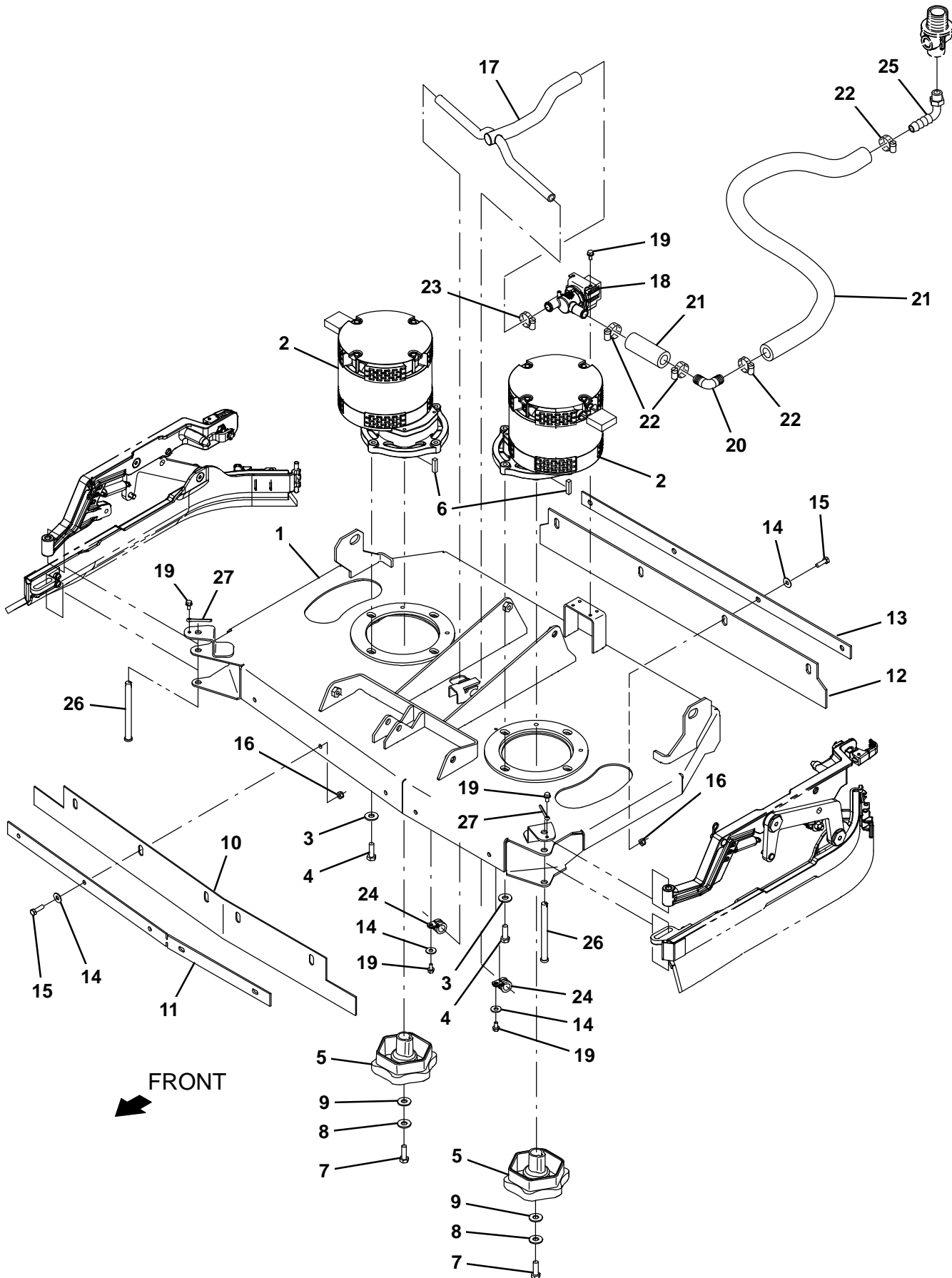


Fig. 12 – Scrub Head and Drive Motor Group, Disk

Ref.	Part No.	Serial Number	Description	Qty.
	1	1202430	(10000000–19999999) Head Wldt, Scrbr, Disc	1
▽	2	1200168	(10000000–19999999) Motor, Ele, 36vdc 0315rpm	2
▲		9009577	(10000000–19999999) Brush Kit, Motor	2
	3	01685	(10000000–19999999) Washer, Flat, 0.38b 0.88d .08, Ss	8
	4	222505	(10000000–19999999) Screw, Hex, M8 X 1.25 X 45, Ss	8
	5	377364	(10000000–19999999) Hub, Drive, Brush, Disk, 0.75b [6t]	2
	6	00928	(10000000–19999999) Key, Sq, 0.25 X 0.25, 1.00l	2
	7	09010	(10000000–19999999) Screw, Hex, M8 X 1.25 X 25, Ss	2
	8	01685	(10000000–19999999) Washer, Flat, 0.38b 0.88d .08, Ss	2
	9	41186	(10000000–19999999) Washer, Flat, Belleville, .31	2
	10	1201053	(10000000–19999999) Skirt, Rbr, Front, Disc	1
	11	1201190	(10000000–19999999) Strip, Retainer, Front	1
	12	1201127	(10000000–19999999) Skirt, Rbr, Rear, Disc	1
	13	1201185	(10000000–19999999) Strip, Skirt, Rear, Disc	1
	14	01684	(10000000–19999999) Washer, Flat, 0.27b 0.69d .05, Ss	11
	15	09007	(10000000–19999999) Screw, Hex, M6 X 1.00 X 25, Ss	9
	16	08708	(10000000–19999999) Nut, Hex, Lock, M6 X 1.00, NI	9
	17	1201215	(10000000–19999999) Tube, Distribution, Disc	1
	18	1054795	(10000000–19999999) Valve, Water, Solenoid, 36vdc Bm12/Bm12	1
	19	223198	(10000000–19999999) Screw, Hex, M5 X 0.80 X 10, Fmg	6
	20	391365	(10000000–19999999) Fitting, Plstc, E90, Bm10/Bm10	1
	21	1015026	(10000000–19999999) Hose, Afmkt, Pvc, Brd, 0.62id, 03ft, Clr	1
	22	63810	(10000000–19999999) Clamp, Hose, Wormdrive, 0.56–1.06d, .56w	4
	23	54333	(10000000–19999999) Clamp, Hose, Wormdrive, 0.31–0.88d, .31w	1
	24	1016354	(10000000–19999999) Clamp, Cable, Ss, 0.50d X 0.50w [Insul]	2
	25	630371	(10000000–19999999) Fitting, Plstc, E90, Bm10/Pm08	1
	26	1205975	(10000000–19999999) Pin, Clevis, 0.37d X 5.00l	2
	27	08236	(10000000–19999999) Pin, Cotter, .156 X 1.25	2

Fig. 13 – Scrub Head Frame Group, Cylindrical

Ref.	Part No.	Serial Number	Description	Qty.	
1	1200292	(10000000–19999999)	Head Wldt, Scb, Cyl	1	
2	1200012	(10000000–19999999)	Tube, Distribution, T12	1	
3	63810	(10000000–19999999)	Clamp, Hose, Wormdrive, 0.56–1.06d, .56w	3	
4	1201447	(10000000–19999999)	Bracket, Scrbr, Watertube	1	
5	223198	(10000000–19999999)	Screw, Hex, M5 X 0.80 X 10, Fmg	6	
6	1054795	(10000000–19999999)	Valve, Water, Solenoid, 36vdc Bm12/Bm12	1	
7	1204335	(10000000–19999999)	Bumper, Rbr, 1.0 Hex	2	
8	01685	(10000000–19999999)	Washer, Flat, 0.38b 0.88d .08, Ss	2	
9	07786	(10000000–19999999)	Nut, Hex, Std, M8 X 1	2	
10	1205975	(10000000–19999999)	Pin, Clevis, 0.37d X 5.00l	2	
11	1202301	(10000000–19999999)	Bracket, Retainer, Pin	2	
12	08236	(10000000–19999999)	Pin, Cotter, .156 X 1.25	2	
13	01684	(10000000–19999999)	Washer, Flat, 0.27b 0.69d .05, Ss	2	
14	08716	(10000000–19999999)	Screw, Hex, M6 X 1.00 X 20, Ss	2	
15	1015026	(10000000–19999999)	Hose, Afmkt, Pvc, Brd, 0.62id, 03ft, Clr	1	
▽	16	9010927	(10000000–19999999)	Debris Tray, Cyl, Afmkt [T12]	1
▲	17	1201574	(10000000–19999999)	Angle, Stl, Perforated .03 1.4 1.4 22l	1
▲	18	1201126	(10000000–19999999)	Lip, Tray, Debris	1
▲	19	32548	(10000000–19999999)	Rivet, Blind, .188d X 0.45 X .62d, Alm	5
	20	630371	(10000000–19999999)	Fitting, Plstc, E90, Bm10/Pm08	1

Fig. 14 - Scrub Head Drive Motor Group, Cylindrical

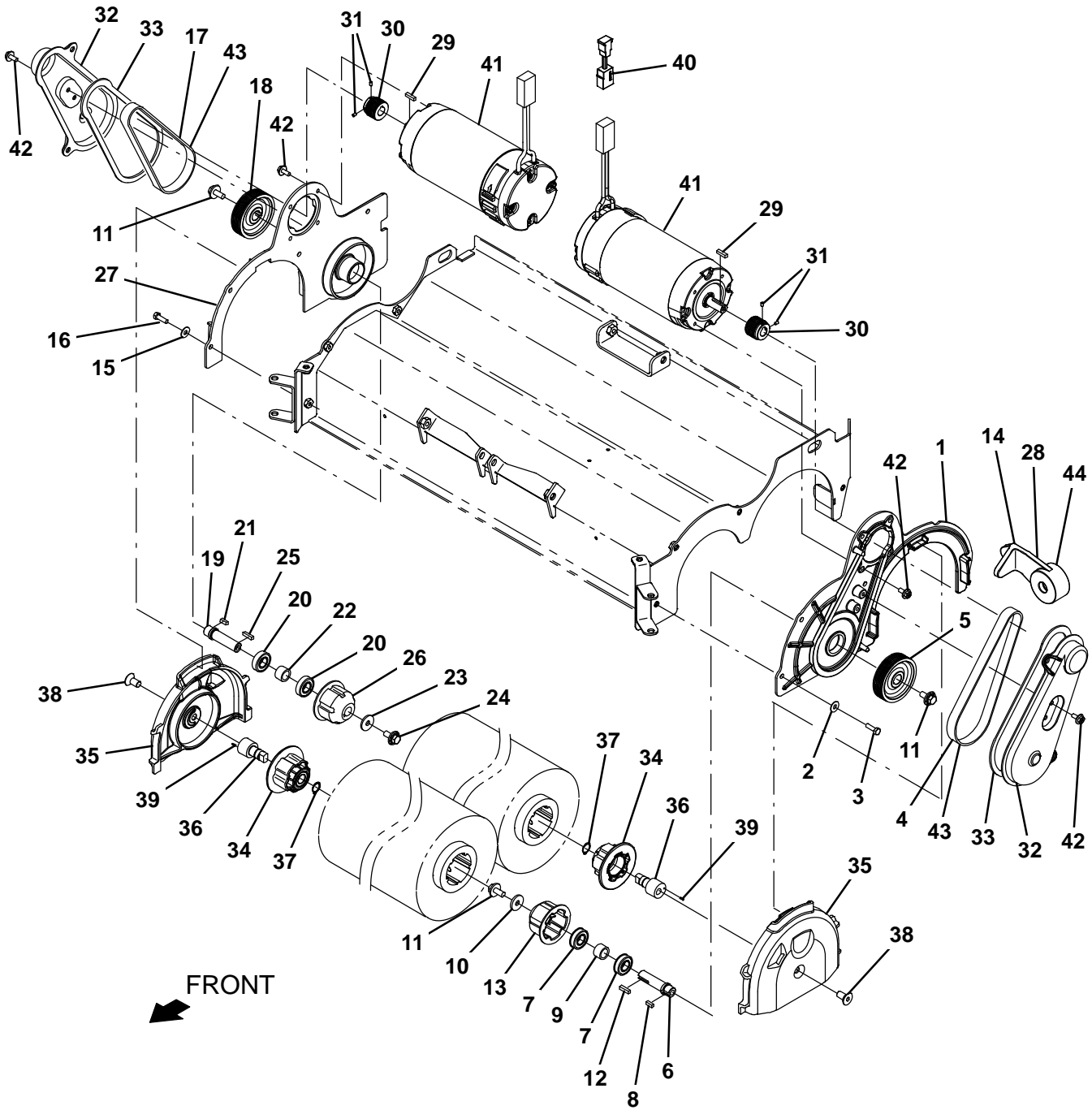


Fig. 14 – Scrub Head Drive Motor Group, Cylindrical

Ref.	Part No.	Serial Number	Description	Qty.
▽	9010939	(10000000–19999999)	Side Panel Assy, Cyl, Lh, Afmkt [T12]	1
▲	1 1200900	(10000000–19999999)	Plate, Side, Scrubhead, Lh	1
▲	2 01684	(10000000–19999999)	Washer, Flat, 0.27b 0.69d .05, Ss	4
▲	3 08716	(10000000–19999999)	Screw, Hex, M6 X 1.00 X 20, Ss	4
▲	4 1200334	(10000000–19999999)	Belt, Drive	1
▲	5 1200215	(10000000–19999999)	Sheave, 07grv, 2.96pd 0.63b [Pj]	1
▲	6 1200281	(10000000–19999999)	Shaft, Drive	1
▲	7 41360	(10000000–19999999)	Bearing, Ball, 0.59b 1.26d 0.35w[2seal]	2
▲	8 00961	(10000000–19999999)	Key, Sq, 0.19 X 0.19, 0.50l	1
▲	9 1002077	(10000000–19999999)	Tube, 0.59id 0.81od 00.5l	1
▲	10 41186	(10000000–19999999)	Washer, Flat, Belleville, .31	1
▲	11 1020341	(10000000–19999999)	Screw, Hex, M8 X 1.25 X 20, Ss, Sems	2
▲	12 00911	(10000000–19999999)	Key, Sq, 0.19 X 0.19, 0.75l	1
▲	13 378805	(10000000–19999999)	Plug, Drive, Brush, Mach	1
▲	14 1203758	(10000000–19999999)	Tool, Installation, Belt	1
▽	9010940	(10000000–19999999)	Side Panel Assy, Cyl, Rh, Afmkt [T12]	1
▲	15 01684	(10000000–19999999)	Washer, Flat, 0.27b 0.69d .05, Ss	4
▲	16 08716	(10000000–19999999)	Screw, Hex, M6 X 1.00 X 20, Ss	4
▲	17 1200334	(10000000–19999999)	Belt, Drive	1
▲	18 1200215	(10000000–19999999)	Sheave, 07grv, 2.96pd 0.63b [Pj]	1
▲	19 1200281	(10000000–19999999)	Shaft, Drive	1
▲	20 41360	(10000000–19999999)	Bearing, Ball, 0.59b 1.26d 0.35w[2seal]	2
▲	21 00961	(10000000–19999999)	Key, Sq, 0.19 X 0.19, 0.50l	1
▲	22 1002077	(10000000–19999999)	Tube, 0.59id 0.81od 00.5l	1
▲	23 41186	(10000000–19999999)	Washer, Flat, Belleville, .31	1
▲	24 1020341	(10000000–19999999)	Screw, Hex, M8 X 1.25 X 20, Ss, Sems	2
▲	25 00911	(10000000–19999999)	Key, Sq, 0.19 X 0.19, 0.75l	1
▲	26 378805	(10000000–19999999)	Plug, Drive, Brush, Mach	1
▲	27 1200898	(10000000–19999999)	Plate, Side, Scrubhead, Rh	1
▲	28 1203758	(10000000–19999999)	Tool, Installation, Belt	1
	29 1014328	(10000000–19999999)	Key, Sq, 05mm X 05mm, 25mml	2
	30 1054581	(10000000–19999999)	Sheave, 07grv, 1.22pd 0.55b [Pj]	2
	31 222818	(10000000–19999999)	Screw, Set, Soc, 08–32 X 0.25, NI	4
	32 1200283	(10000000–19999999)	Cover, Belt	2
	33 1201341	(10000000–19999999)	Gasket, Cover, Belt	2
	34 1057629	(10000000–19999999)	Plug, Idler, Brush [Sgl Brg]	2
	35 1200309	(10000000–19999999)	Door, Brush	2
	36 222177	(10000000–19999999)	Shaft, Plug, Idler	2
	37 01516	(10000000–19999999)	Ring, Retaining, Ext, 0.59d, Basic	2
	38 390996	(10000000–19999999)	Screw, Flt, Soc, M10 X 1.50 X 20,10.9,NI	2
	39 222184	(10000000–19999999)	Pin, Roll, .094d X 0.25l, .094/.097	2
	40 1059170	(10000000–19999999)	Harness, Wire, Adapter [Deutsch, Dtp]	1
▽	41 1053342	(10000000–19999999)	Motor, Ele, 36vdc 1750rpm 1.00hp 22.0a	2
▲	9011916	(10000000–19999999)	Brush Kit, Motor	1
	42 1034731	(10000000–19999999)	Screw, Hex, M6 X 1.00 X 16, Ss, Sems	12
▽	9010935	(10000000–19999999)	Belt, Cyl Head, W/Too;l, Afmkt	1
▲	43 1200334	(10000000–19999999)	Belt, Drive	2
▲	44 1203758	(10000000–19999999)	Tool, Installation, Belt	1

Fig. 15 – Scrub Head Side Squeegee Group, Right Hand

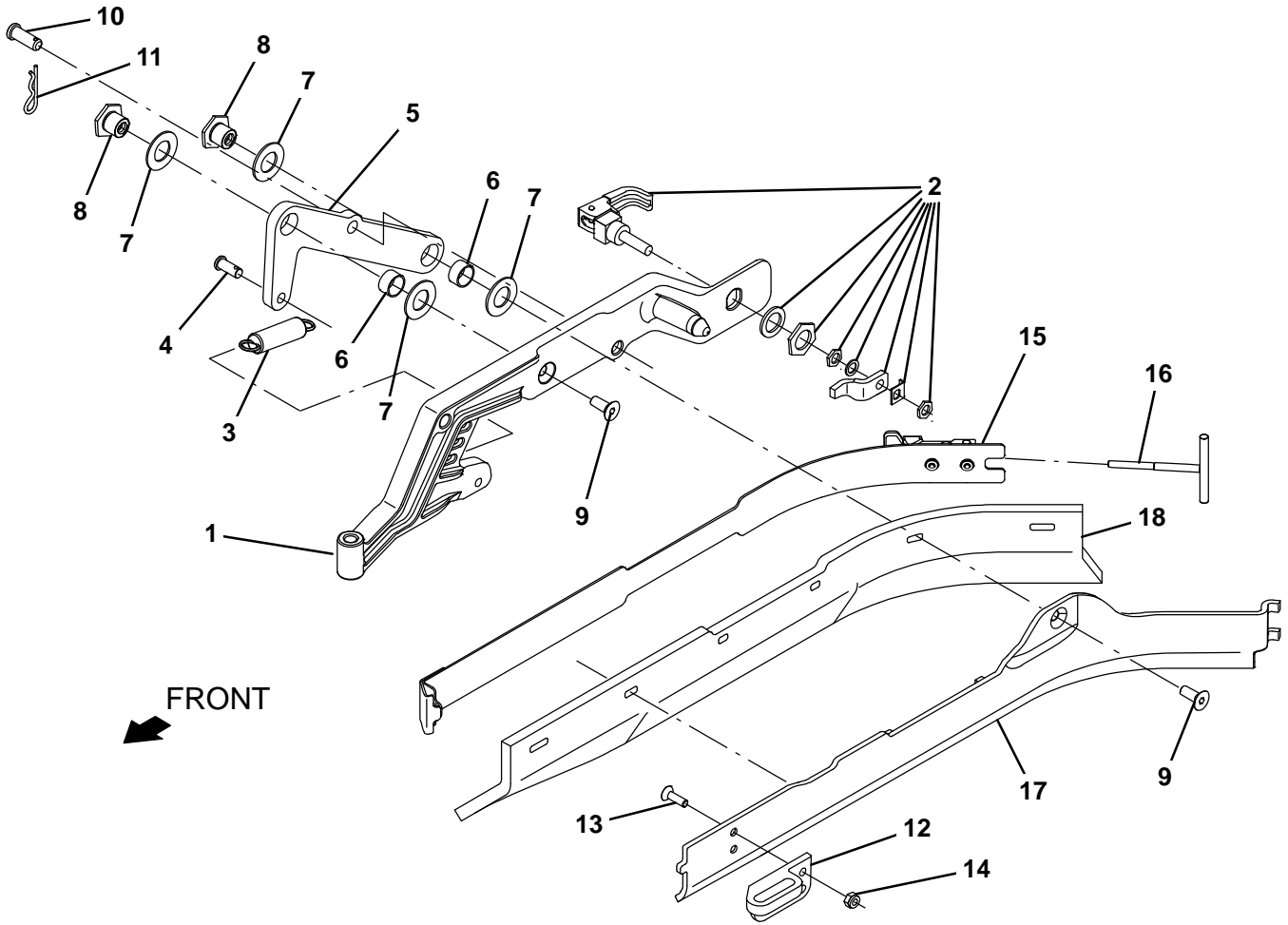


Fig. 15 – Scrub Head Side Squeegee Group, Right Hand

Ref.	Part No.	Serial Number	Description	Qty.
1	1202243	(10000000–19999999)	Door, Casting, Squeegee, Rh	1
2	1065134	(10000000–19999999)	Latch, Cmpr, Yel Grip	1
3	363469	(10000000–19999999)	Spring, Extn, 0.75od 0.10wir 03.0l	1
4	10120	(10000000–19999999)	Clevis, 0.31d X 0.75l	1
5	1202100	(10000000–19999999)	Bellcrank, Lift, Sqge [T12]	1
6	71607	(10000000–19999999)	Bushing, Sleeve, 0.63b 0.72d 0.38l	2
7	64425	(10000000–19999999)	Washer, Thrust, 0.61b 1.25d .06, Fgl	4
8	1200525	(10000000–19999999)	Nut, T, M8 X 1.25	2
9	79246	(10000000–19999999)	Screw, Flt, Soc, M8 X 1.25 X 20, 18–8,Ss	2
10	09088	(10000000–19999999)	Pin, Clevis, 0.37d X 1.00l	1
11	44906	(10000000–19999999)	Pin, Cotter, Hair, 0.38d .093 Wir	1
12	1201455	(10000000–19999999)	Block, Sqge, Guide, Rh	1
13	1016421	(10000000–19999999)	Screw, Flt, M6 X 1.0 X 20, Ss	2
14	08708	(10000000–19999999)	Nut, Hex, Lock, M6 X 1.00, NI	2
15	1201453	(10000000–19999999)	Strap Wldt, Sqge	1
16	1054312	(10000000–19999999)	Hook Wldt, Latch	1
17	1200221	(10000000–19999999)	Frame, Sqge, Side, Rh	1
18	1200430	(10000000–19999999)	Blade, Sqge, Side, 22.50l, Linatex (Standard)	1
18	1202159	(10000000–19999999)	Blade, Sqge, Side, 22.50l, Urethane (Option)	1
18	1202160	(10000000–19999999)	Blade, Sqge, Side, 22.50l, Gum (Option)	1

Fig. 16 - Scrub Head Side Squeegee Group, Left Hand

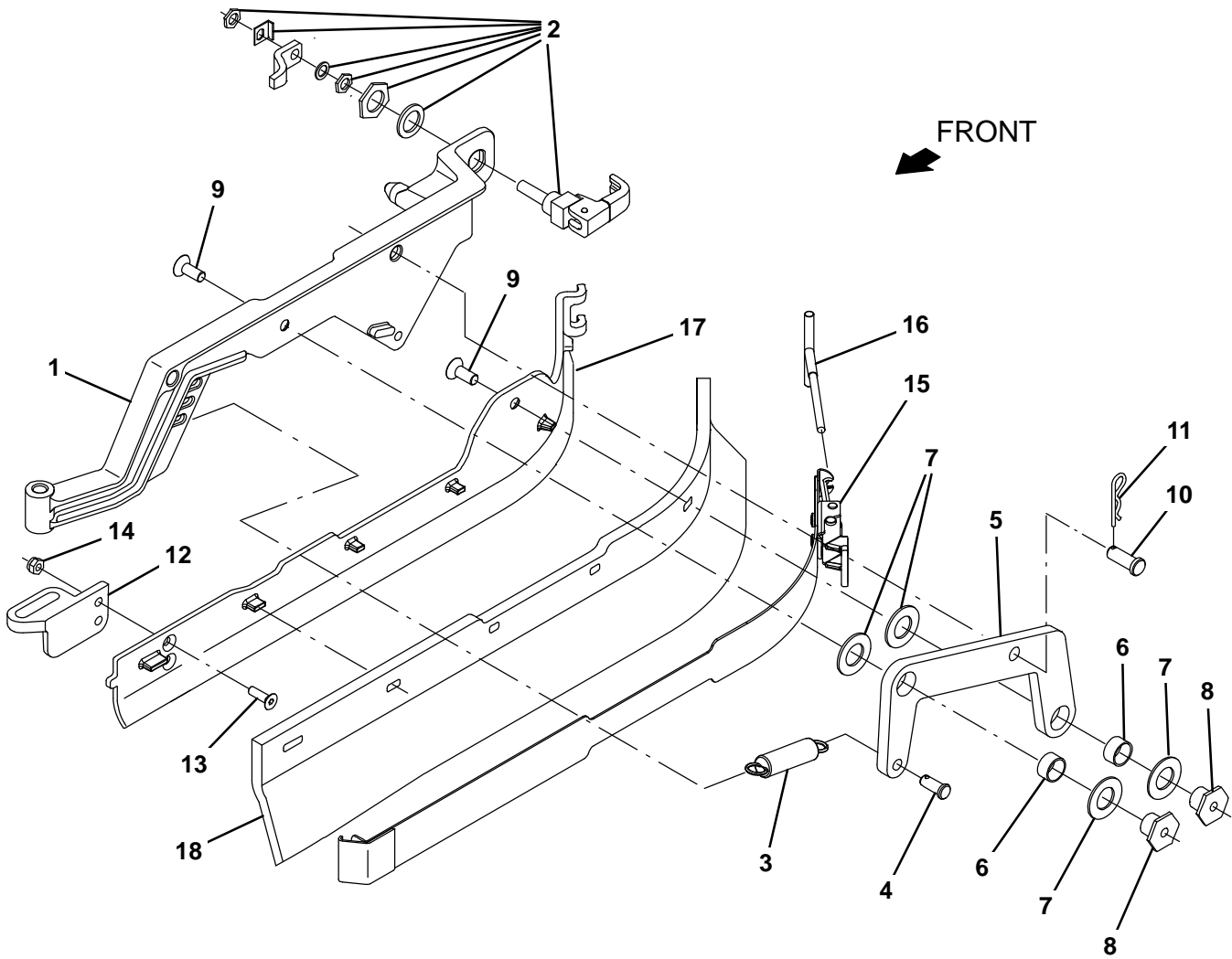


Fig. 16 – Scrub Head Side Squeegee Group, Left Hand

Ref.	Part No.	Serial Number	Description	Qty.
1	1202221	(10000000-19999999)	Doot, Casting, Squeegee, Lh	1
2	1065134	(10000000-19999999)	Latch, Cmpr, Yel Grip	1
3	363469	(10000000-19999999)	Spring, Extn, 0.75od 0.10wir 03.0l	1
4	10120	(10000000-19999999)	Clevis, 0.31d X 0.75l	1
5	1200213	(10000000-19999999)	Bellcrank, Lift, Sqge [T12]	1
6	71607	(10000000-19999999)	Bushing, Sleeve, 0.63b 0.72d 0.38l	2
7	64425	(10000000-19999999)	Washer, Thrust, 0.61b 1.25d .06, Fgl	4
8	1200525	(10000000-19999999)	Nut, T, M8 X 1.25	2
9	79246	(10000000-19999999)	Screw, Flt, Soc, M8 X 1.25 X 20, 18-8,Ss	2
10	09088	(10000000-19999999)	Pin, Clevis, 0.37d X 1.00l	1
11	44906	(10000000-19999999)	Pin, Cotter, Hair, 0.38d .093 Wir	1
12	1200689	(10000000-19999999)	Block, Guide, Sqge	1
13	1016421	(10000000-19999999)	Screw, Flt, M6 X 1.0 X 20, Ss	2
14	08708	(10000000-19999999)	Nut, Hex, Lock, M6 X 1.00, NI	2
15	1201453	(10000000-19999999)	Strap Wldt, Sqge	1
16	1054312	(10000000-19999999)	Hook Wldt, Latch	1
17	1200011	(10000000-19999999)	Frame, Sqge, Side, Lh	1
18	1200430	(10000000-19999999)	Blade, Sqge, Side, 22.50l, Linatex (Standard)	1
18	1202159	(10000000-19999999)	Blade, Sqge, Side, 22.50l, Urethane (Option)	1
18	1202160	(10000000-19999999)	Blade, Sqge, Side, 22.50l, Gum (Option)	1

Fig. 17 - Recovery Tank Group

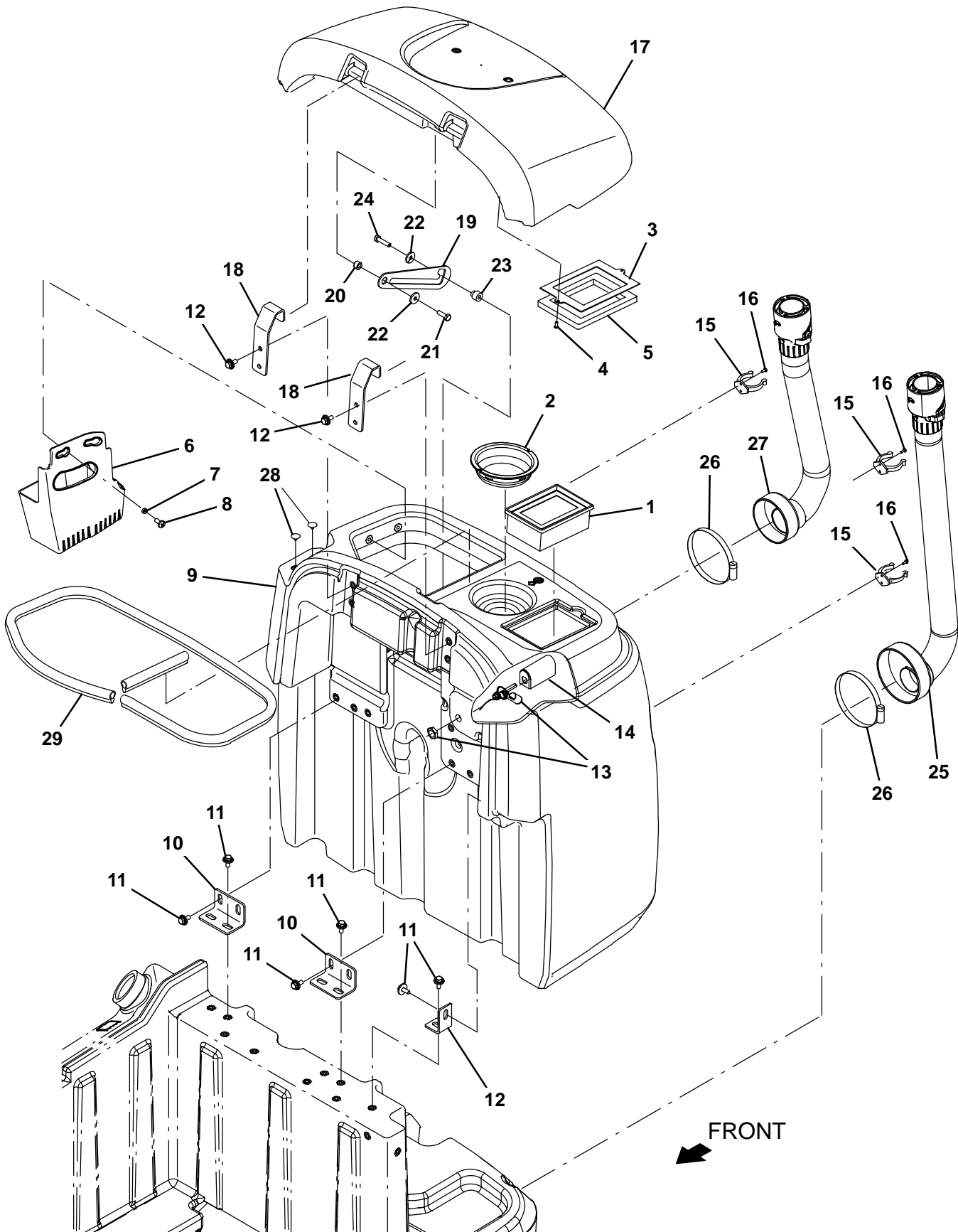


Fig. 17 – Recovery Tank Group

Ref.	Part No.	Serial Number	Description	Qty.
1	1037821	(10000000–19999999)	Filter, Panl, Dust, 2.3 X 04.5 X 06.4	1
2	1026014	(10000000–19999999)	Screen, Vacuum	1
3	1201157	(10000000–19999999)	Plate, Mtg, Gasket	1
4	140825	(10000000–19999999)	Screw, Pan, Phl, 06 X 0.50, Fmg/Ab, Blk	2
5	1016392	(10000000–19999999)	Gasket, Ure, .50, 03.74w 05.31l, Adh	1
6	1201340	(10000000–19999999)	Tray, Debris	1
7	1066720	(10000000–19999999)	Sleeve, P/M, 0.32b 0.44d 0.2l [430ss]	2
8	09737	(10000000–19999999)	Screw, Pan, Phl, M8 X 1.25 X 20, 4.8	2
9	9010920	(10000000–19999999)	Recovery Tank, Afmkt [T12]	1
9	9011173	(10000000–19999999)	Recovery Tank, Afmkt, Jp [T12]	1
10	1200458	(10000000–19999999)	Bracket, Mtg, Tank	3
11	1020341	(10000000–19999999)	Screw, Hex, M8 X 1.25 X 20, Ss, Sems	18
12	1054823	(10000000–19999999)	Angle, Mtg, Tank	1
13	385685	(10000000–19999999)	Sensor, Level, Liq, 14vdc 01a .62–11	1
14	1019285	(10000000–19999999)	Bracket, Protector, Float Switch	1
15	1200746	(10000000–19999999)	Clip, Hose, Plstc 1.88–2.12	3
16	49697	(10000000–19999999)	Screw, Pan, Phl, M4 X 0.70 X 10, Ss	6
17	9010921	(10000000–19999999)	Cover, Recovery Tank, Afmkt [T12]	1
18	1200519	(10000000–19999999)	Bracket, Mtg, Cover	2
19	1057214	(10000000–19999999)	Plate, Arm, Prop	1
20	360460	(10000000–19999999)	Sleeve, P/M, 0.34b 0.63d 0.4l, Ss / Oil	1
21	12333	(10000000–19999999)	Screw, Hex, M8 X 1.25 X 25, Ss, NI	1
22	1017218	(10000000–19999999)	Washer, Flat, 0.32b 1.00d .12, Ss	2
23	230735	(10000000–19999999)	Sleeve, P/M, Flng, 0.33b 0.75/0.50d 0.8l	1
24	59658	(10000000–19999999)	Screw, Hex, M8 X 1.25 X 35, NI, Ss	1
25	1200834	(10000000–19999999)	Hose Assy, Drain, 2.0 Id X 32.2 L, Blk	1
26	1201434	(10000000–19999999)	Clamp, Hose, Wormdrive, 4.63–5.50, 0.5w	2
27	1200737	(10000000–19999999)	Hose Assy, Drain, 2.0 Id X 26.2l, Blk	1
28	1067656	(10000000–19999999)	Clamp, Hose, Wormdrive, 3.25–4.00d, .50w	1
29	1066433	(10000000–19999999)	Seal, Afmkt, Bulb, Dual, 08ft [F/.30gap]	1

Fig. 18 – Vacuum Fan Group

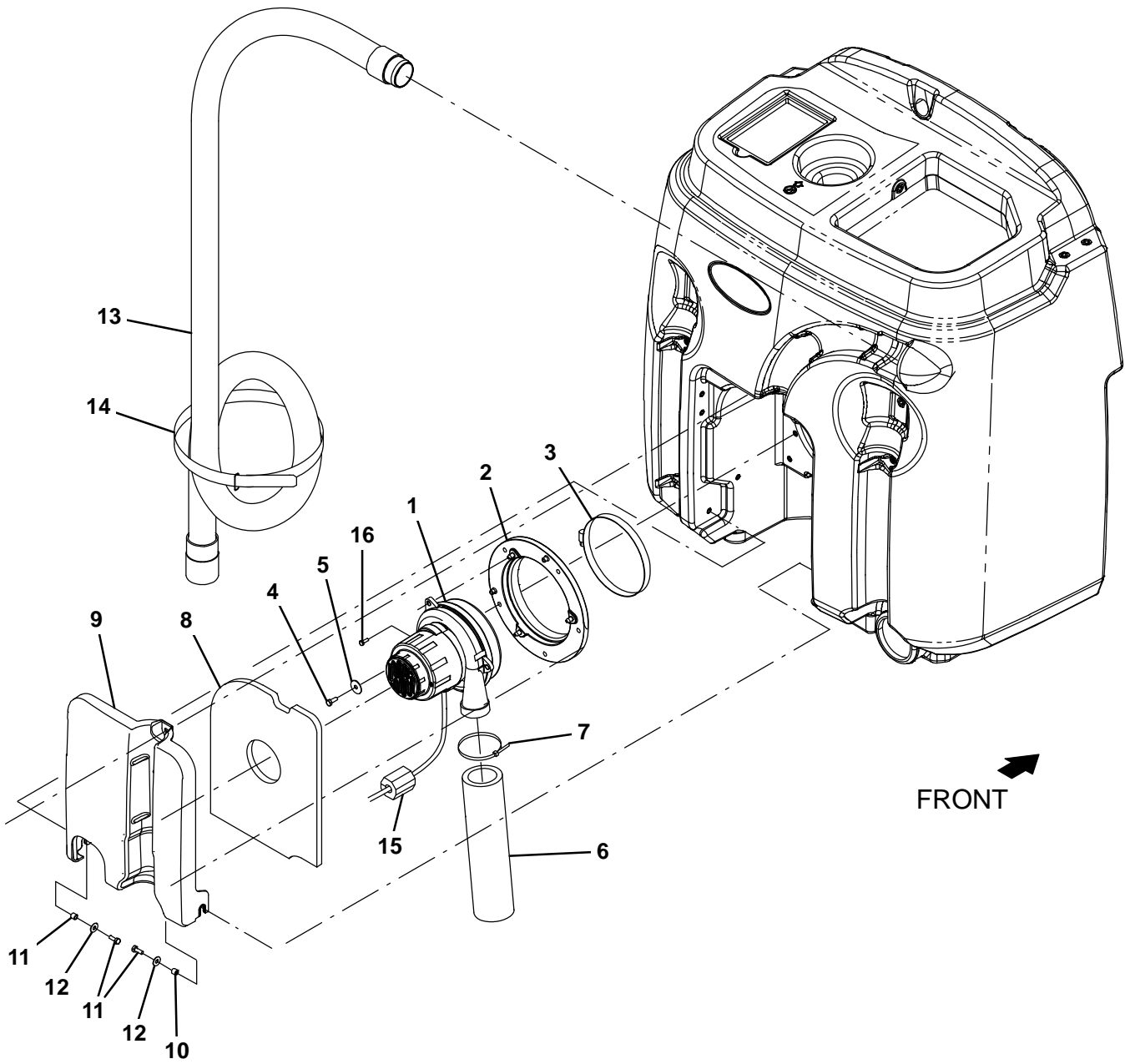


Fig. 18 – Vacuum Fan Group

Ref.	Part No.	Serial Number	Description	Qty.
▽	1	1200149	(10000000–19999999) Fan, Vac, 6.6 Dia, Ametek	1
▲		1206774	(10000000–19999999) Brush Kit, Motor, Fan	1
	2	1201267	(10000000–19999999) Assy, Seal, Mtg, Vacfan	1
	3	49891	(10000000–19999999) Clamp, Hose, Wormdrive, 5.56–6.50d, .56w	1
	4	08716	(10000000–19999999) Screw, Hex, M6 X 1.00 X 20, Ss	5
	5	29570	(10000000–19999999) Washer, Flat, 0.28b 1.00d .06, Stl	5
	6	1203848	(10000000–19999999) Muffler, Vacfan, 11.0 L	1
	7	130773	(10000000–19999999) Tie, Cable, Nyl, 11.0l, .14w, 3.0 Max. D	1
	8	1200369	(10000000–19999999) Insulation, Acstc, 0.5, 10.4 X 13.0 C–0	1
	9	1200649	(10000000–19999999) Cover, Fan, Vacuum	1
	10	140154	(10000000–19999999) Sleeve, P/M, 0.25b 0.38d 0.3l, Pl	2
	11	15678	(10000000–19999999) Screw, Hex, M6 X 1.00 X 16, Ss	2
	12	01684	(10000000–19999999) Washer, Flat, 0.27b 0.69d .05, Ss	2
	13	1201875	(10000000–19999999) Hose, Vacuum, 1.75id X 68.6l, 2 Cuff	1
	14	1067964	(10000000–19999999) Fastener, 25.0 [Hook & Loop]	1
	15	1052126	(10000000–19999999) Inductor, 12.7Mmid [156 Imp At 25Mz] (Australia Only)	1
	16	16944	(10000000–19999999) Screw, hex, m4 X 0.70 X 10, Fmg	1

Fig. 19 - Solution Tank Group

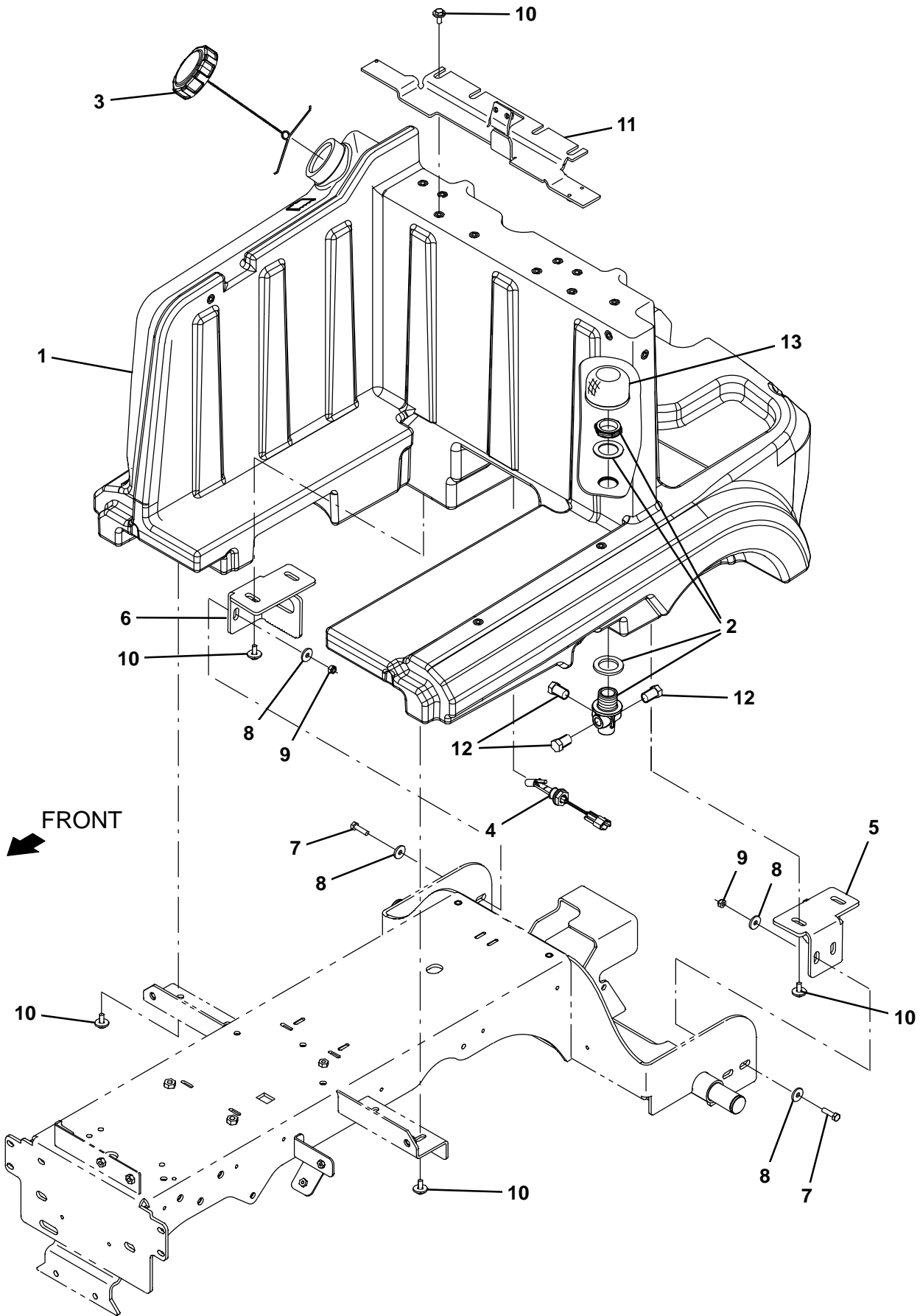


Fig. 19 – Solution Tank Group

Ref.	Part No.	Serial Number	Description	Qty.
1	9010919	(10000000–19999999)	Solution Tank, Afmkt [T12]	1
2	1059317	(10000000–19999999)	Fitting Assy, Soltn, Bh	1
3	1011885	(10000000–19999999)	Cap, Tank	1
4	1201588	(10000000–19999999)	Sensor, Level, Liq, 30watt, Spst	1
5	1201077	(10000000–19999999)	Bracket, Sppt, Tank, Lh	1
6	1201079	(10000000–19999999)	Bracket, Sppt, Tank, Rh	1
7	12317	(10000000–19999999)	Screw, Hex, M10 X 1.50 X 30, Ss	4
8	01686	(10000000–19999999)	Washer, Flat, 0.44b 1.00d .08, Ss	8
9	08714	(10000000–19999999)	Nut, Hex, Lock, M10 X 1.5, NI, Ss	4
10	1020341	(10000000–19999999)	Screw, Hex, M8 X 1.25 X 20, Ss, Sems	12
11	1205727	(10000000–19999999)	Bracket Wldt, Sppt, Seat	1
12	630146	(10000000–19999999)	Fitting, Plug, Pm06, Nyl	3
13	1027290	(10000000–19999999)	Filter, Soltn, 020Mesh, Pm12 3.1D 02.6L	1

Fig. 20 - Rear Squeegee Lift Group

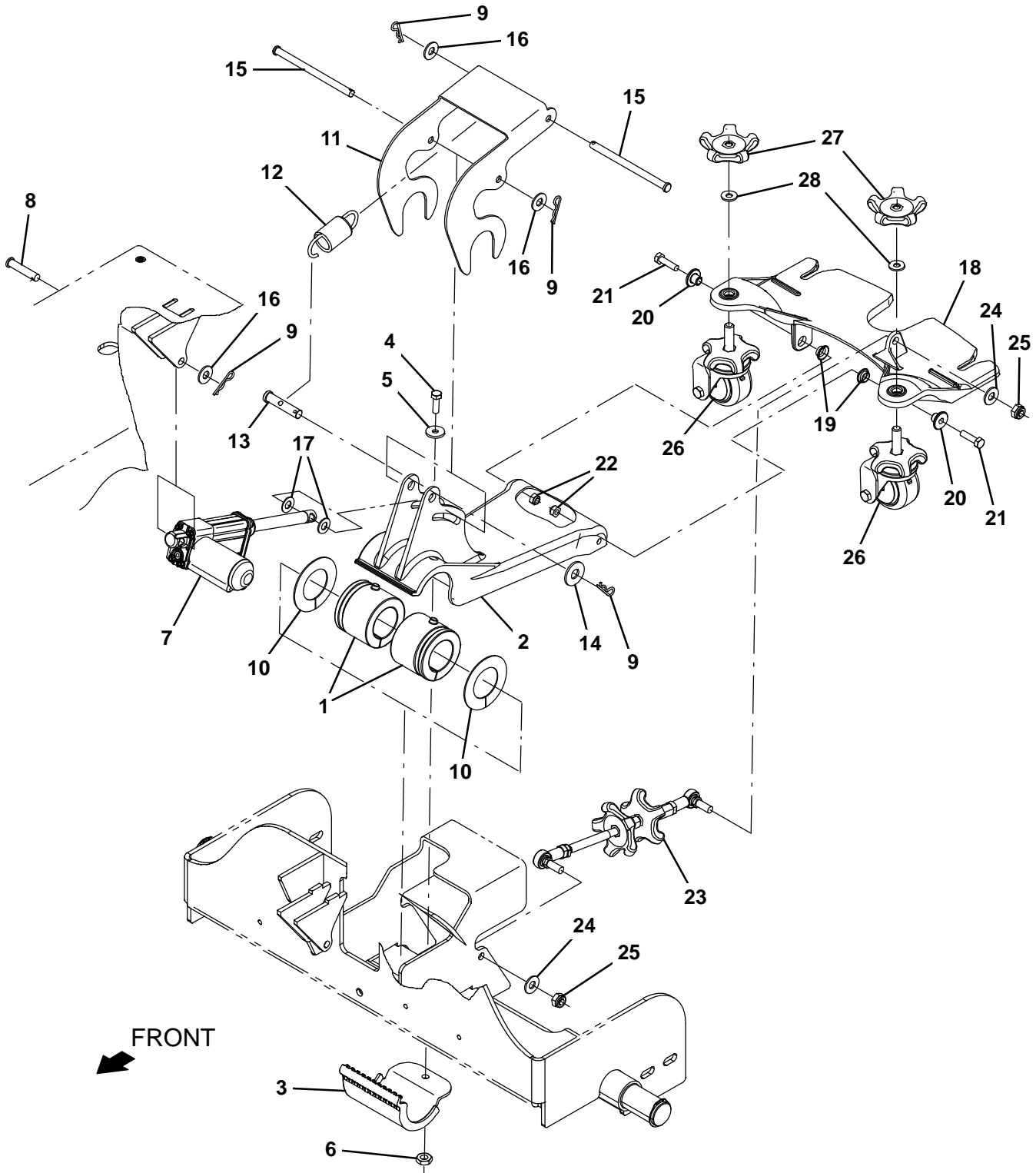


Fig. 20 – Rear Squeegee Lift Group

Ref.	Part No.	Serial Number	Description	Qty.
1	1053815	(10000000–19999999)	Bushing, Flex, Ure	2
2	1053870	(10000000–19999999)	Arm, Lift, Sqge	1
3	1053814	(10000000–19999999)	Clamp, Pivot, Link	1
4	09010	(10000000–19999999)	Screw, Hex, M8 X 1.25 X 25, Ss	1
5	1017218	(10000000–19999999)	Washer, Flat, 0.32b 1.00d .12, Ss	1
6	08713	(10000000–19999999)	Nut, Hex, Lock, M8 X 1.25, NI, Ss	3
7	1201489	(10000000–19999999)	Actuator, 36vdc, 02.0strk, 0180lb	1
8	94877	(10000000–19999999)	Pin, Clevis, 10mmd X	1
9	44906	(10000000–19999999)	Pin, Cotter, Hair, 0.38d .093 Wir	4
10	1059969	(10000000–19999999)	Washer, Thrust, 1.81b 2.93d .06w, Plstc	2
11	1059316	(10000000–19999999)	Link, Tensioner, Spring	1
12	1201370	(10000000–19999999)	Spring, Extn, 1.26od 0.162wir 03.3l	1
13	1059498	(10000000–19999999)	Pin, Clevis, 0.50d X 2.25l	1
14	32493	(10000000–19999999)	Washer, Flat, 0.50, Std	1
15	1059338	(10000000–19999999)	Pin, Clevis, 0.37d X 5.25l	2
16	01686	(10000000–19999999)	Washer, Flat, 0.44b 1.00d .08, Ss	5
17	1018151	(10000000–19999999)	Washer, Flat, 0.44b 0.88d .06, Nyl	2
18	1204957	(10000000–19999999)	Coupling, Sqge	1
19	1054662	(10000000–19999999)	Bushing, FIng, 0.50b 0.59d 0.25l	2
20	1059990	(10000000–19999999)	Sleeve, FIng, 0.32b 1.00/0.50d 0.6l, Ss	2
21	09011	(10000000–19999999)	Screw, Hex, M8 X 1.25 X 30, Ss	2
22	08713	(10000000–19999999)	Nut, Hex, Lock, M8 X 1.25, NI, Ss	2
23	9010937	(10000000–19999999)	Turnbuckle Replmt, Afrmkt [T12]	1
24	01686	(10000000–19999999)	Washer, Flat, 0.44b 1.00d .08, Ss	2
25	08714	(10000000–19999999)	Nut, Hex, Lock, M10 X 1.5, NI, Ss	2
26	1205850	(10000000–19999999)	Caster Assy, Swivel	2
27	1055516	(10000000–19999999)	Knob Assy, Star, 3.21d 5ear M12	2
28	578430	(10000000–19999999)	Washer, Flat, 0.50d, PI [Spring–Disc]	2

Fig. 21 - Rear Squeegee Kit

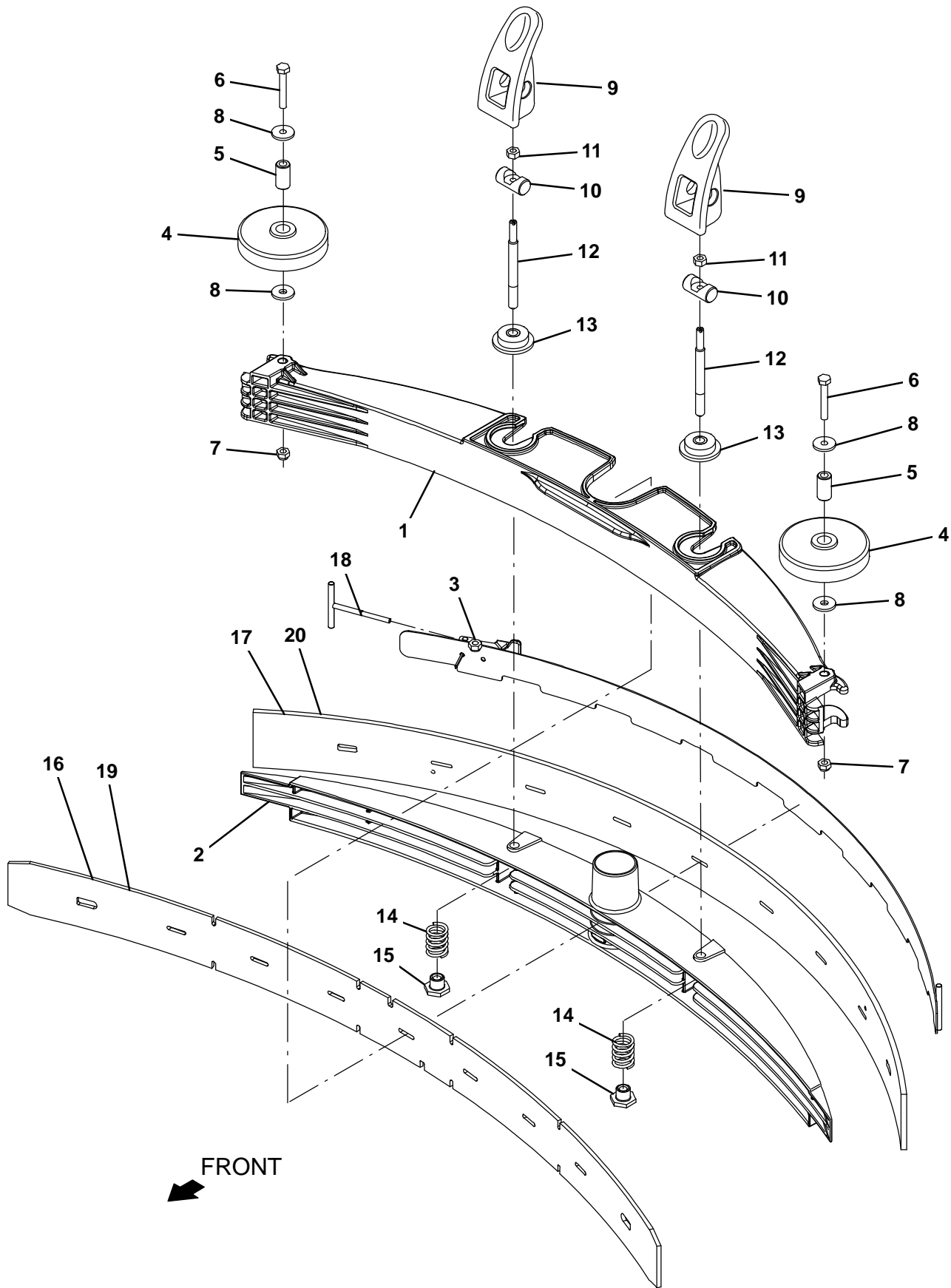


Fig. 21 – Rear Squeegee Kit

Ref.	Part No.	Serial Number	Description	Qty.
▽	9009817	(10000000–19999999)	Squeegee Kit, Rear, Ci [T12]	1
▲	1 1200219	(10000000–19999999)	Frame, Sqge, Outer	1
▲	2 1200218	(10000000–19999999)	Frame, Sqge, Inner	1
▲	3 1200466	(10000000–19999999)	Clamp Wldt, Retainer, Sqge	1
▲	4 363162	(10000000–19999999)	Wheel, 04.0d 0.89w 0.64b	2
▲	5 363301	(10000000–19999999)	Sleeve, P/M, 0.34b 0.63d 1.2l, Bnz	2
▲	6 49694	(10000000–19999999)	Screw, Hex, M8 X 1.25 X 50, Ss	2
▲	7 08713	(10000000–19999999)	Nut, Hex, Lock, M8 X 1.25, NI, Ss	2
▲	8 1017218	(10000000–19999999)	Washer, Flat, 0.32b 1.00d .12, Ss	4
▲	9 1052532	(10000000–19999999)	Grip, Lock	2
▲	10 1055396	(10000000–19999999)	Pin, 0.63d, 02.0l [W/Cbore, M8 Screw]	2
▲	11 07786	(10000000–19999999)	Nut, Hex, Std, M8 X 1	2
▲	12 1057407	(10000000–19999999)	Rod, Thrd, 2end, M8x1.25/ M10x1.5 04.7l	2
▲	13 1055506	(10000000–19999999)	Ring, Mtg, Sqge, .38l	2
▲	14 1064770	(10000000–19999999)	Spring, Cmpr, 0.98od .13wir 01.3l, Ss	2
▲	15 391345	(10000000–19999999)	Nut, T, M10 X 1.50 X 0.62od X 0.5l	2
▲	16 1200383	(10000000–19999999)	Blade, Sqge, Front, 42.59l [Linard]	1
▲	17 1200384	(10000000–19999999)	Blade, Sqge, Rear, Linatex	1
▲	18 1054312	(10000000–19999999)	Hook Wldt, Latch	
	19 1201825	(10000000–19999999)	Blade, Sqge, Front, 43.19L [Gum] (Option)	1
	19 1201823	(10000000–19999999)	Blade, Sqge, Front, 43.19l [Urethane] (Option)	1
	19 1212213	(10000000–19999999)	Blade, Sqge, Front, Tile, Tile, 42.59L [Linard} (Option)	1
	20 1201826	(10000000–19999999)	Blade, Sqge, Rear, Gum (Option)	1
	20 1201824	(10000000–19999999)	Blade, Sqge, Rear, Urethane (Option)	1

Fig. 22 – Electrical Circuit Board Group

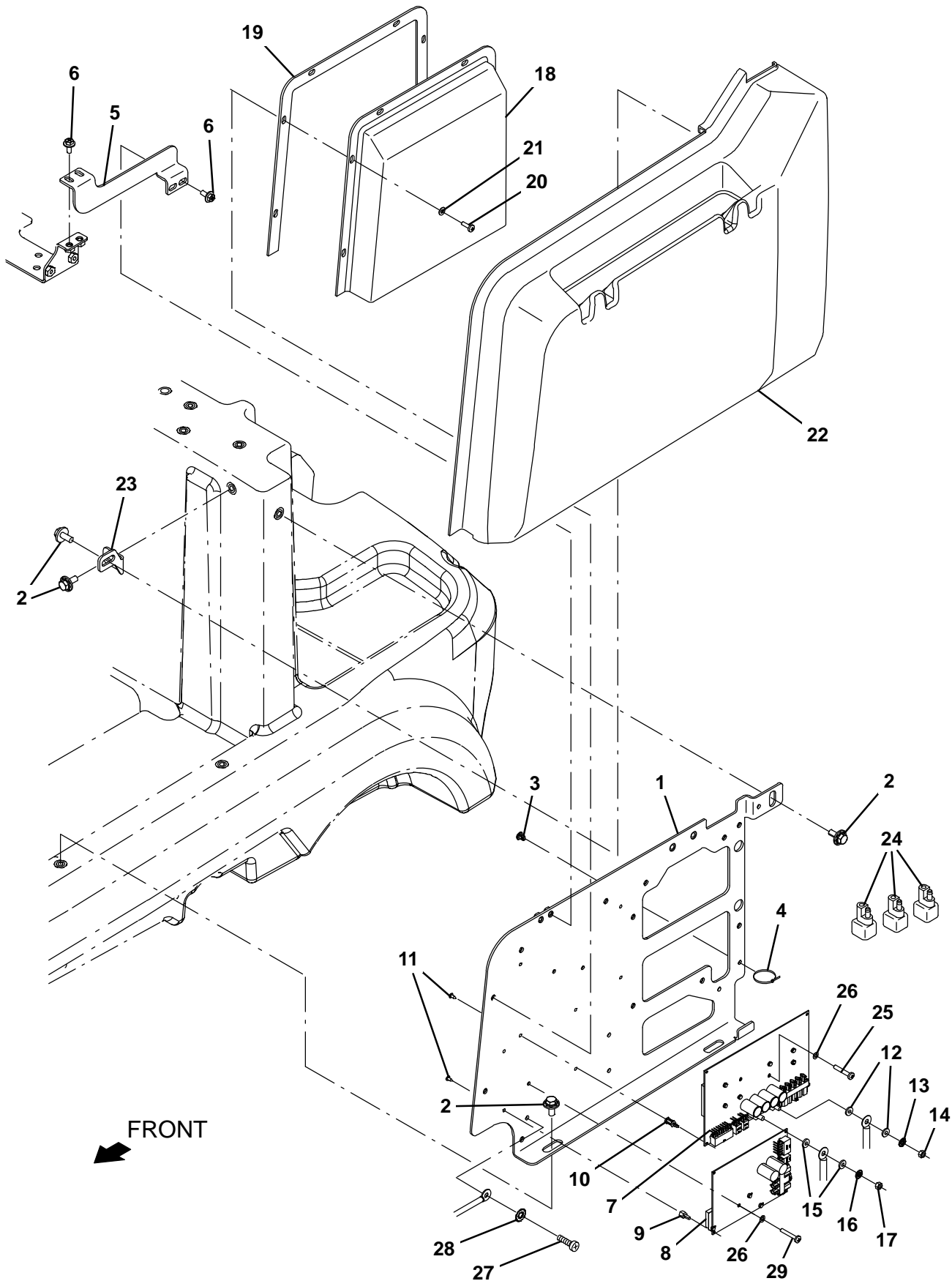


Fig. 22 – Electrical Circuit Board Group

Ref.	Part No.	Serial Number	Description	Qty.
1	1200918	(10000000–19999999)	Plate Wldt, Mtg, Electronic Component	1
2	1020341	(10000000–19999999)	Screw, Hex, M8 X 1.25 X 20, Ss, Sems	5
3	1202868	(10000000–19999999)	Clip, Tie, 0.25d, Plstc	7
4	130773	(10000000–19999999)	Tie, Cable, Nyl, 11.0l, .14w, 3.0 Max. D	7
5	1203717	(10000000–19999999)	Bracket, Stiffener	1
6	1034731	(10000000–19999999)	Screw, Hex, M6 X 1.00 X 16, Ss, Sems	4
7	9010931	(10000000–19999999)	Circuit Board Kit, Scrub, Afmkt [T12]	1
8	9010932	(10000000–19999999)	Circuit board Kit, H20_Sba, Afmkt [T12]	1
9	1016825	(10000000–19999999)	Support, Circuitboard	4
10	1202869	(10000000–19999999)	Support, Circuitboard [0.5"]	4
11	37016	(10000000–19999999)	Pin, Grvd, 0.75d 01.90l, 1/0.59 [Btwn]	8
12	1202862	(10000000–19999999)	Washer, Flat, .21b .39d .04, Brs	2
13	07514	(10000000–19999999)	Washer, Lock, Int, 10, Ss	1
14	1202864	(10000000–19999999)	Nut, Hex, Std, M5 X 0.80, Brs	1
15	1061918	(10000000–19999999)	Washer, Flat, 0.25b 0.47d .06, Brs	2
16	07515	(10000000–19999999)	Washer, Lock, Int, 0.25, Ss	1
17	1061910	(10000000–19999999)	Nut, Hex, Std, M6 X 1.00, Brs	1
18	1200792	(10000000–19999999)	Cover, Box, Circuitboard	1
19	1201210	(10000000–19999999)	Gasket, Cover, Circuitboard	1
20	06934	(10000000–19999999)	Screw, Pan, Phl, M5 X 0.80 X 20, 4.8	6
21	140011	(10000000–19999999)	Washer, Flat, 0.21b 0.45d .03, Ss	6
22	9010922	(10000000–19999999)	Side Cover, Std, Afmkt [T12]	1
23	1201024	(10000000–19999999)	Bracket, Mtg, Panel	1
24	222290	(10000000–19999999)	Diode, Ele, Plug	3
25	06929	(10000000–19999999)	Screw, Pan, Phl, M4 X 0.70 X 25, 4.8	2
26	1202860	(10000000–19999999)	Washer, Flat, 0.17b 0.31d .03, Nyl	3
27	24199	(10000000–19999999)	Screw, Hex, M5 X 0.80 X 16, Ss	1
28	41140	(10000000–19999999)	Washer, Lock, Int–Ext, 0.25	1
29	24265	(10000000–19999999)	Screw, Pan, Phl, M4 X 0.70 X 16, Ss	1

Fig. 23 – Electrical Contactor and Wires Group

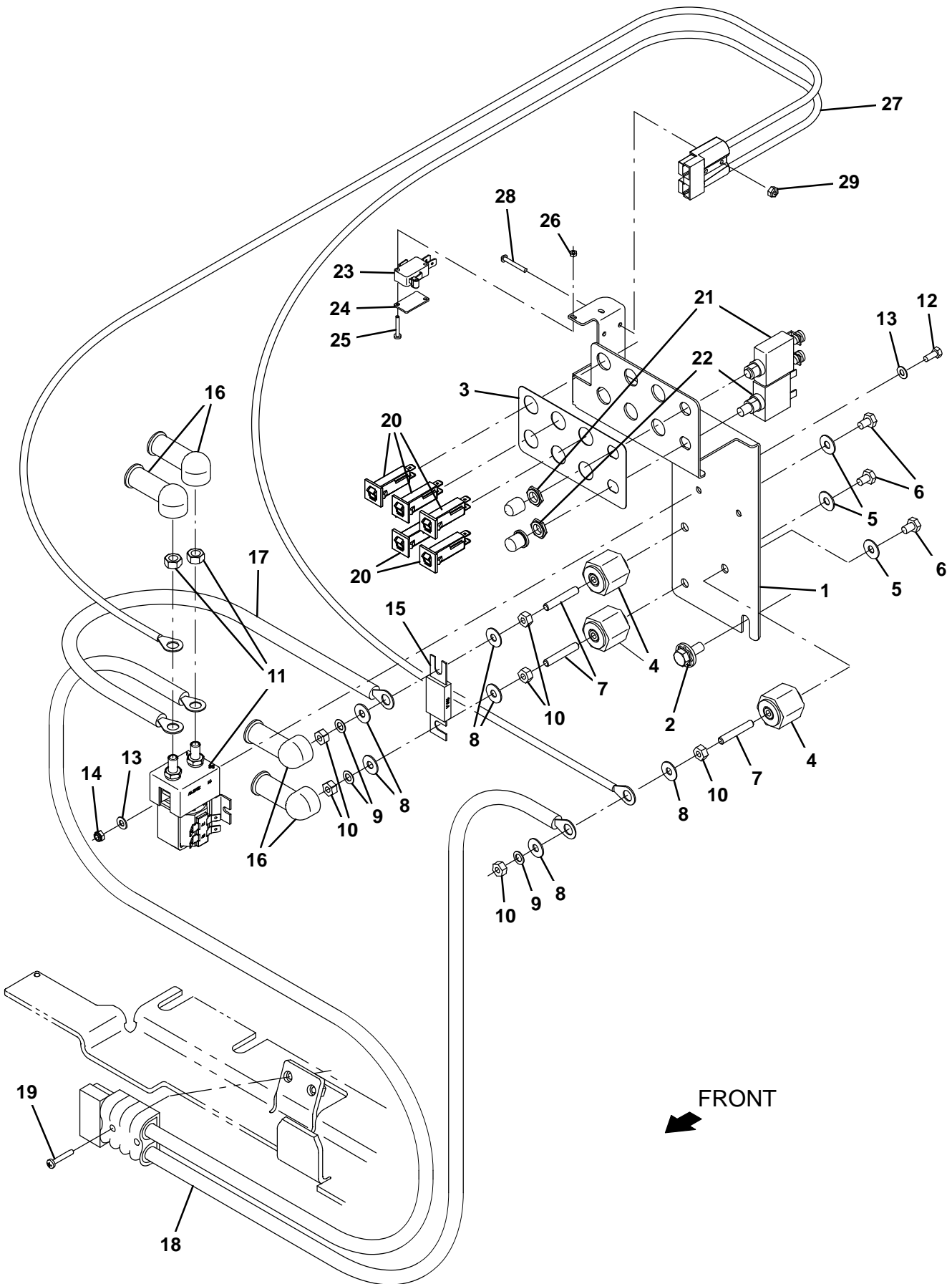


Fig. 23 – Electrical Contactor and Wires Group

Ref.	Part No.	Serial Number	Description	Qty.
1	1200897	(10000000–19999999)	Plate, Electrical	1
2	1020341	(10000000–19999999)	Screw, Hex, M8 X 1.25 X 20, Ss, Sems	2
3	1200913	(10000000–19999999)	Label, Circuitbreaker	1
4	76062	(10000000–19999999)	Stand-Off, Wir, 0.25, Insulator, Panel	3
5	01684	(10000000–19999999)	Washer, Flat, 0.27b 0.69d .05, Ss	3
6	58670	(10000000–19999999)	Screw, Hex, .25–20 X 0.50, NI	3
7	41702	(10000000–19999999)	Rod, Thrd, Full, .25–20 01.5l	3
8	32490	(10000000–19999999)	Washer, Flat, 0.25, Std	6
9	32982	(10000000–19999999)	Washer, Lock, Int, 0.25	3
10	01690	(10000000–19999999)	Nut, Hex, Std, .25–20	6
11	397609	(10000000–19999999)	Contactor, 36vdc, No	1
12	09738	(10000000–19999999)	Screw, Hex, M5 X 0.80 X 12, Ss	2
13	140011	(10000000–19999999)	Washer, Flat, 0.21b 0.45d .03, Ss	4
14	09739	(10000000–19999999)	Nut, Hex, Lock, M5 X 0.80, NI, Ss	2
15	87318	(10000000–19999999)	Fuse, 080a, 0.88 2.4l, 125volt, Slow-Blow	1
16	1016314	(10000000–19999999)	Boot, 90deg .50id 1.00id 2.50l, Red	4
17	1069894	(10000000–19999999)	Cable, 06ga 5.5l Brown .25ring /.312ring	1
18	1069897	(10000000–19999999)	Cable, Battery, 4ga, .25ring / .312ring	1
19	33944	(10000000–19999999)	Screw, Pan, Phl, M6 X 1.00 X 35, 4.8	2
20	1064184	(10000000–19999999)	Circuitbreaker, 02.5a, Resetable	5
21	383724	(10000000–19999999)	Circuitbreaker, 25.0a, Resetable	1
22	1206757	(10000000–19999999)	Circuitbreaker, 60.0a, resetable	1
23	600437	(10000000–19999999)	Switch, Snap, 15a, Rlr	1
24	601359	(10000000–19999999)	Plate, Backing, Switch	1
25	06922	(10000000–19999999)	Screw, Pan, Phl, M3 X 0.50 X 20, 4.8	2
26	01754	(10000000–19999999)	Nut, Hex, Std, M3 X 0	2
27	1059169	(10000000–19999999)	Cable Assy, 10ga .25ring /.31ring, 050a	1
28	25005	(10000000–19999999)	Screw, Pan, Phl, 06–32 X 1.00, G1	2
29	75939	(10000000–19999999)	Nut, Hex, Lock, #06–32, NI	2

Fig. 24 - Battery Group, 240Ah

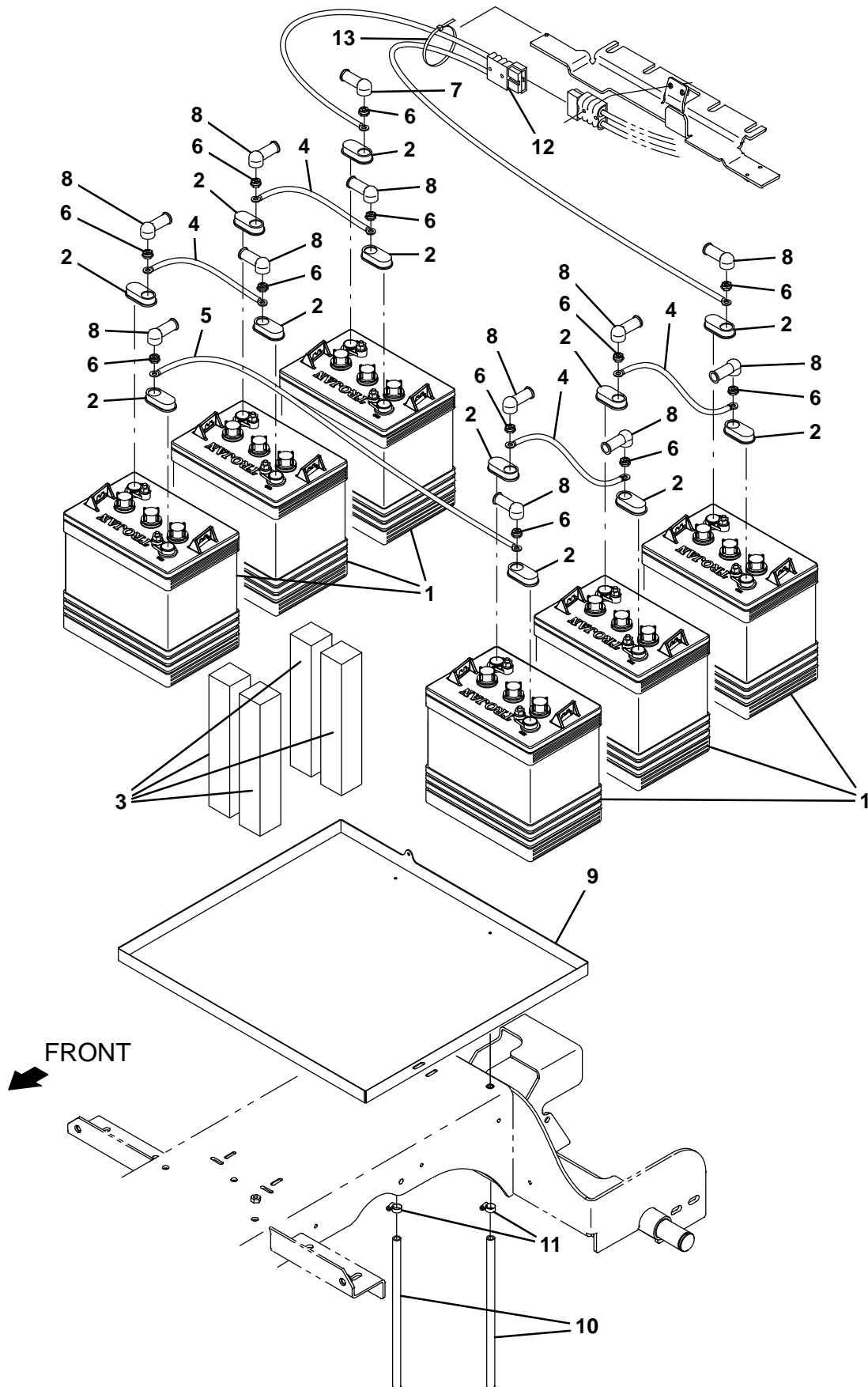
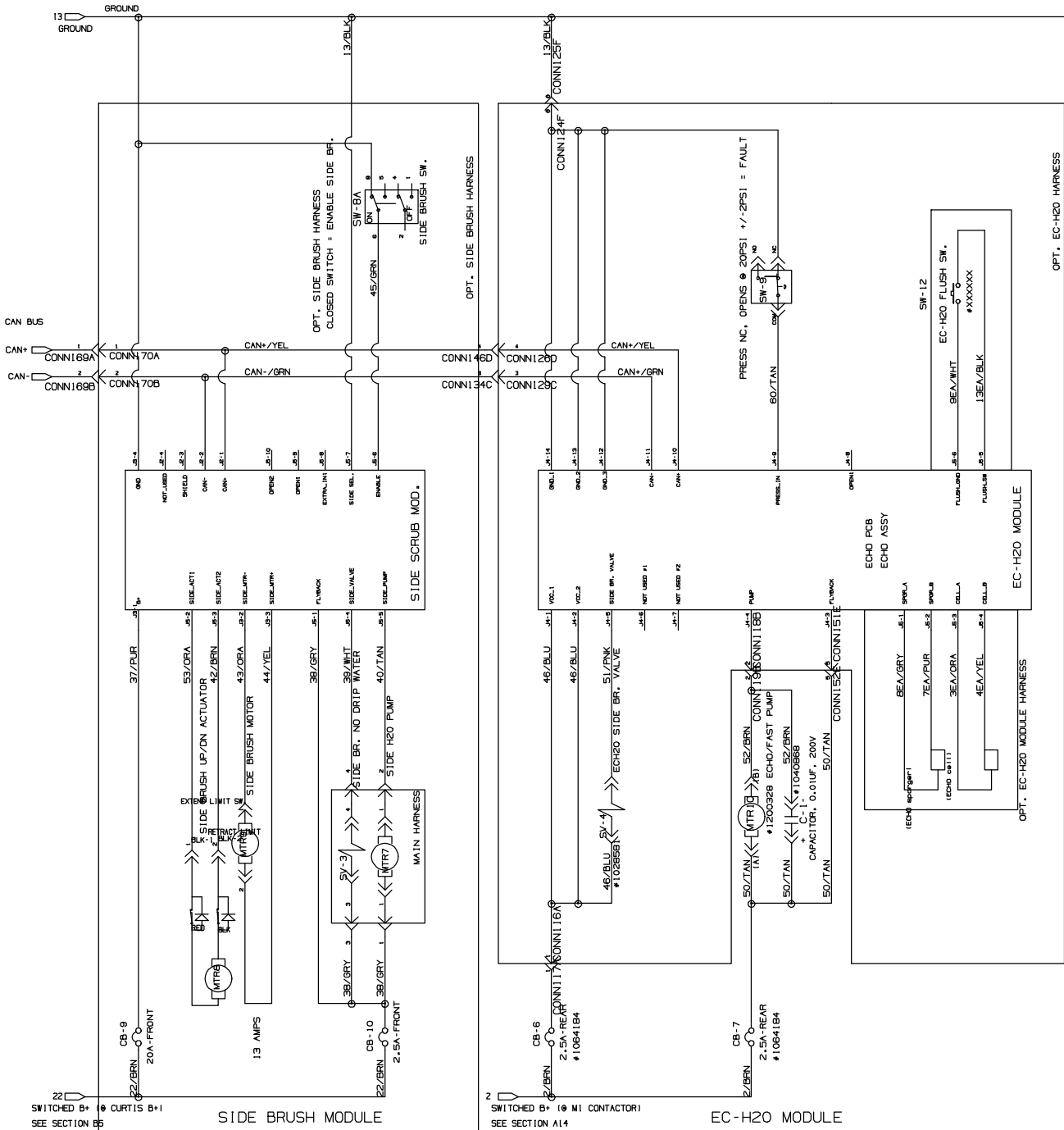


Fig. 24 – Battery Group, 240Ah

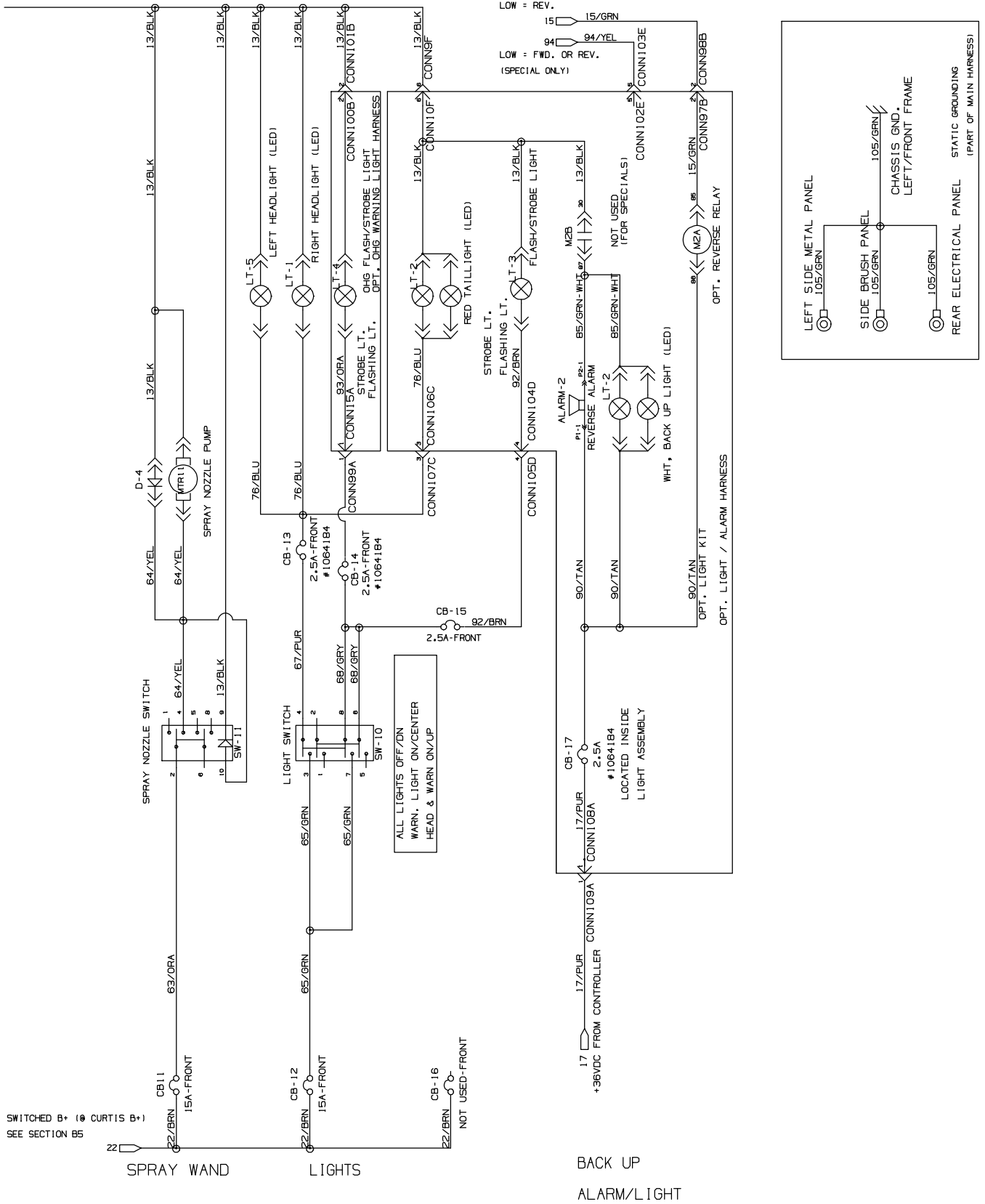
Ref.	Part No.	Serial Number	Description	Qty.
1	222280	(10000000–19999999)	Battery, Wet, 06vdc 0240ah	6
2	1041030	(10000000–19999999)	Cap, Battery	12
3	83415	(10000000–19999999)	Spacer, Battery, Foam, 2.00 X 2.0 X 11.0	4
4	223355	(10000000–19999999)	Cable, 04ga 08.0l Blk .34ring /.34ring	4
5	223356	(10000000–19999999)	Cable, 04ga 12.0l Blk .34ring /.34ring	1
6	87435	(10000000–19999999)	Nut, Hex, Flexlock, .31–18	12
7	1016314	(10000000–19999999)	Boot, 90deg .50id 1.00id 2.50l, Red	1
8	611221	(10000000–19999999)	Boot, Terminal, Battery, 25.4mm, Blk	11
9	1201303	(10000000–19999999)	Tray Wldt, Battery	1
10	1006401	(10000000–19999999)	Hose, Afmkt, Pvc, Brd, 0.50id, 03ft, Clr	1
11	54333	(10000000–19999999)	Clamp, Hose, Wormdrive, 0.31–0.88d, .31w	2
12	223361	(10000000–19999999)	Cable Assy, 04ga .34ring /.34ring, 175a	1
13	130773	(10000000–19999999)	Tie, Cable, Nyl, 11.0l, .14w, 3.0 Max. D	1

Fig. 25 – Electrical Schematic Group



1071333 – 356358

Fig. 25 - Electrical Schematic Group



1071333 - 356358

Fig. 26 - Wire Harnesses Group

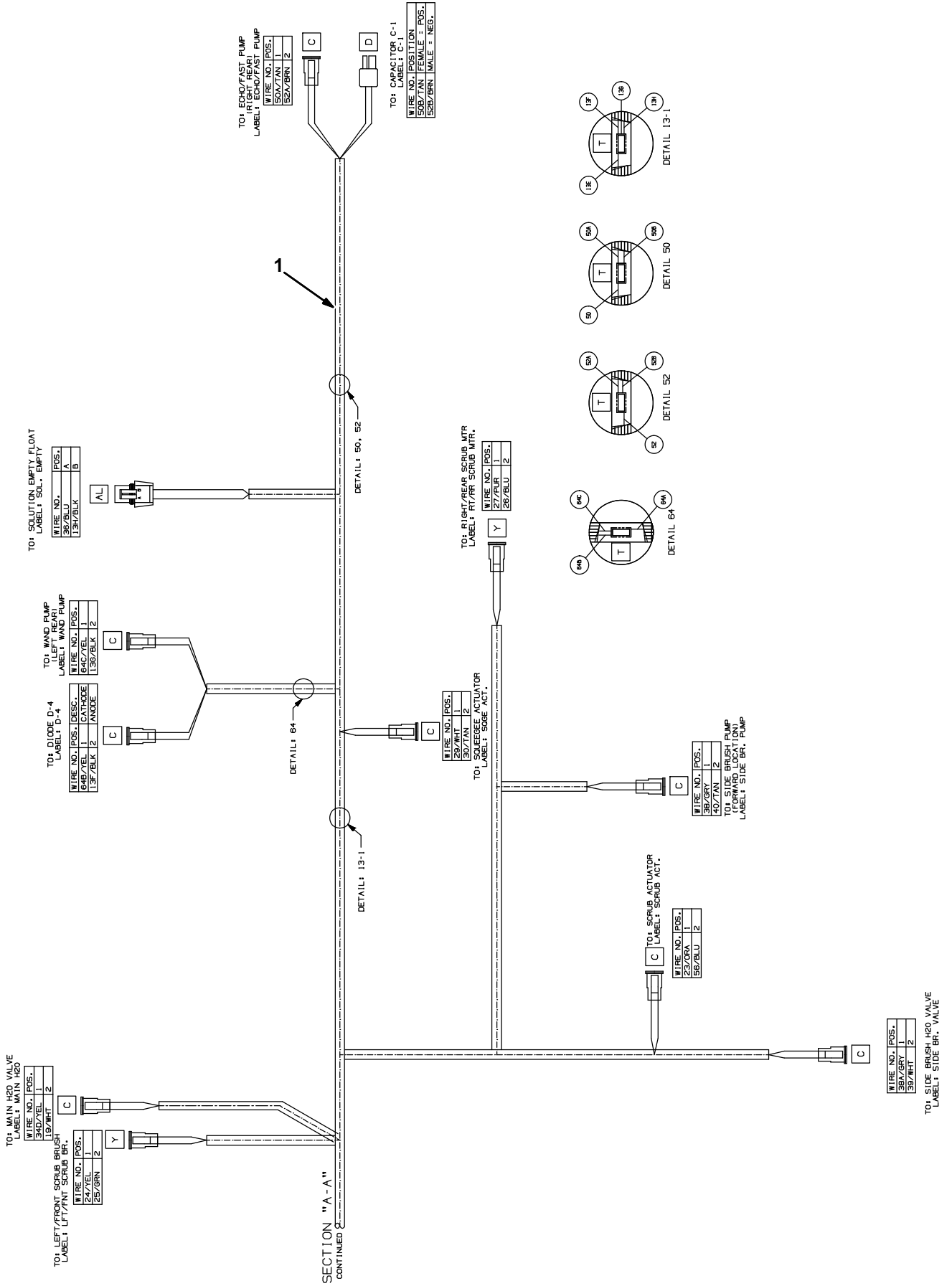


Fig. 26 - Wire Harnesses Group

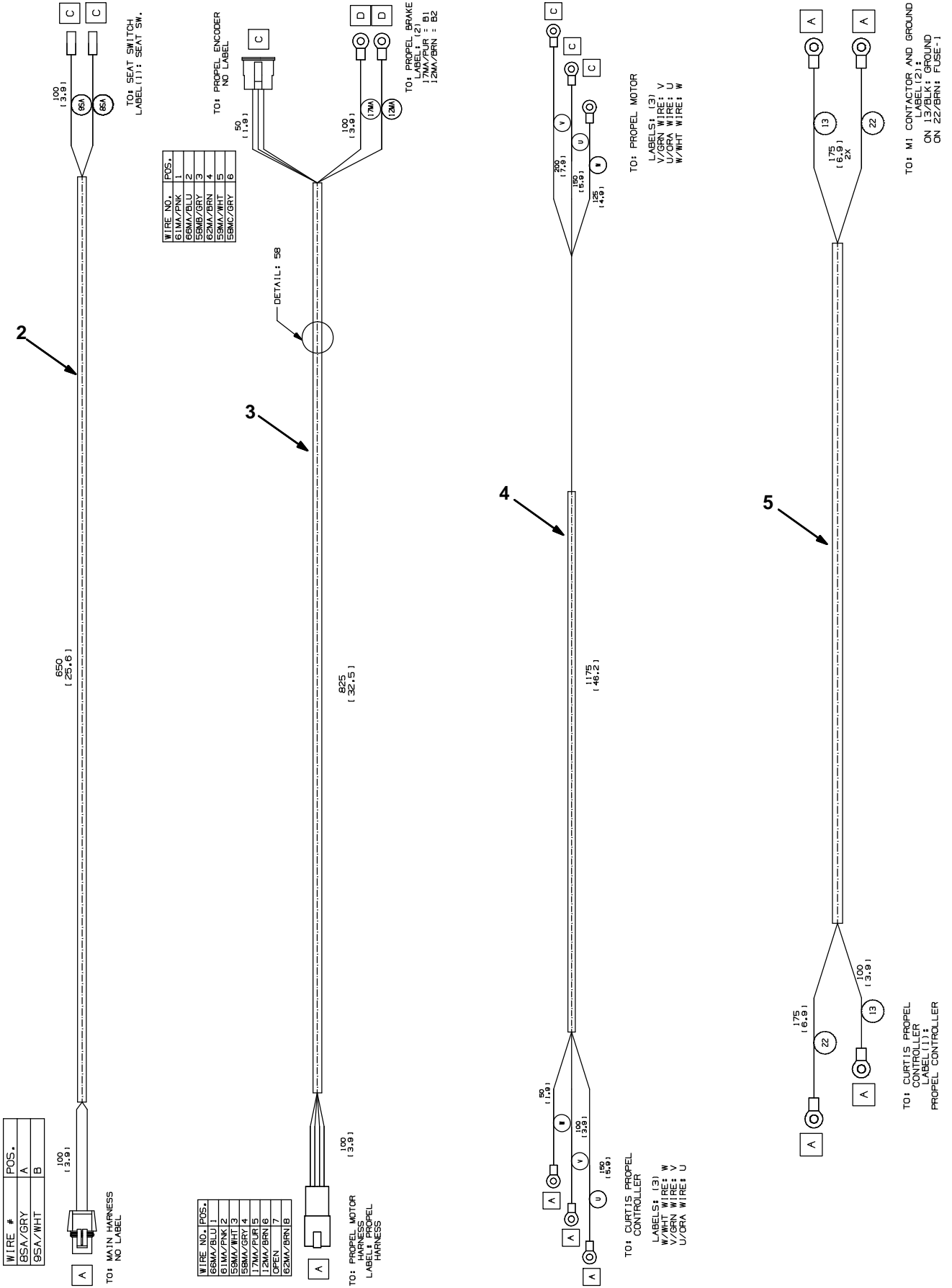
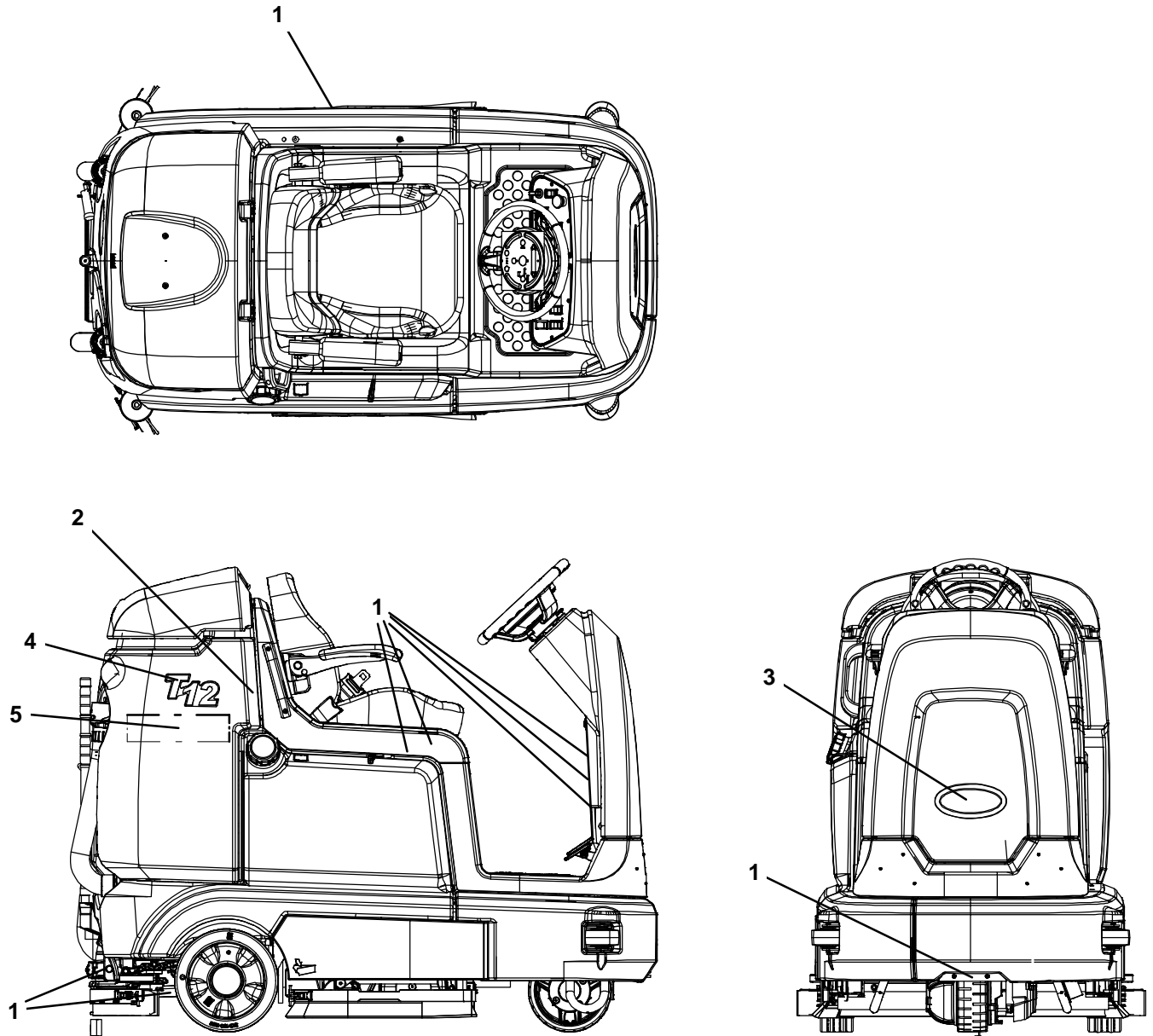


Fig. 26 – Wire Harnesses Group

Ref.	Part No.	Serial Number	Description	Qty.
1	1069346	(10000000–19999999)	Harness, Main, Ele [T12]	1
2	1069745	(10000000–19999999)	Harness. Ele, Seat [T12]	1
3	1069730	(10000000–19999999)	Harness, Wire, Propel Motor [T12]	1
4	1070956	(10000000–19999999)	Harness, Cable, Propel Motor [T12]	1
5	1069891	(10000000–19999999)	Cable Assy, power [T12]	1

Fig. 27 – Labels Group



356354

Ref.	Part No.	Serial Number	Description	Qty.
1	1205741	(10000000–19999999)	Label Set, Info/Hzrd [T12]	1
1	1205743	(10000000–19999999)	Label Set, Info/Hzrd, Tj [T12] (Japan Only)	1
2	1205724	(10000000–19999999)	Label, Hzrd, Flammable Matl, Na	1
2	1067120	(10000000–19999999)	Label, Hzrd, Flammable Matl, Tj (Japan Only)	1
3	1204077	(10000000–19999999)	Nameplate, Tennant, Domed 7.0in	1
4	1205426	(10000000–19999999)	Label, Logo [T12]	2
5	1062813	(10000000–19999999)	Label, Logo, 12.3l 4color [Ec–H2o]	2

SECTION 3

Contents	Page
Fig. 1 – Headlight Group	3-2
Fig. 2 – Strobe Light and Backup Alarm Kit	3-4
Fig. 3 – Strobe Light Kit, Overhead Guard	3-6
Fig. 4 – Squeegee Guard Group	3-8
Fig. 5 – Heavy Duty Bumper Kit	3-10
Fig. 6 – Overhead Guard Kit	3-12
Fig. 7 – ec-H2O Solution Pump Group	3-14
Fig. 8 – ec-H2O Solution Supply Group, Side Brush	3-16
Fig. 9 – ec-H2O Wire Harness Group	3-18
Fig. 10 – Side Brush Motor and Squeegee Group	3-20
Fig. 11 – Side Brush Pivot Group	3-22
Fig. 12 – Side Brush Bumper and Mount Group	3-24
Fig. 13 – Side Brush Solution Supply Group	3-26
Fig. 14 – Side Brush Electrical Group	3-28
Fig. 15 – Side Brush Wire Harness Group	3-30
Fig. 16 – Spray Hose Kit	3-32
Fig. 17 – Vacuum Wand Kit	3-34
Fig. 18 – Telemetry Group	3-36
Fig. 19 – Battery Group, 36V 360Ah	3-38
Fig. 20 – Battery Charger Group	3-40
Fig. 21 – Battery Charger Group, International Only	3-41
Fig. 22 – Battery Charger Group	3-42
Fig. 23 – On-Board Charger Kit	3-44
Fig. 24 – On-Board Charger Group, International	3-46
Fig. 25 – Flow-Rite™ Battery Water Manifold Kit	3-48
Fig. 26 – Hydrolink® Battery Watering System Kit	3-49
Fig. 27 – Fire Extinguisher Group	3-50
Fig. 28 – Transport Group	3-51
Fig. 29 – Documentation Group	3-52

Fig. 1 - Headlight Group

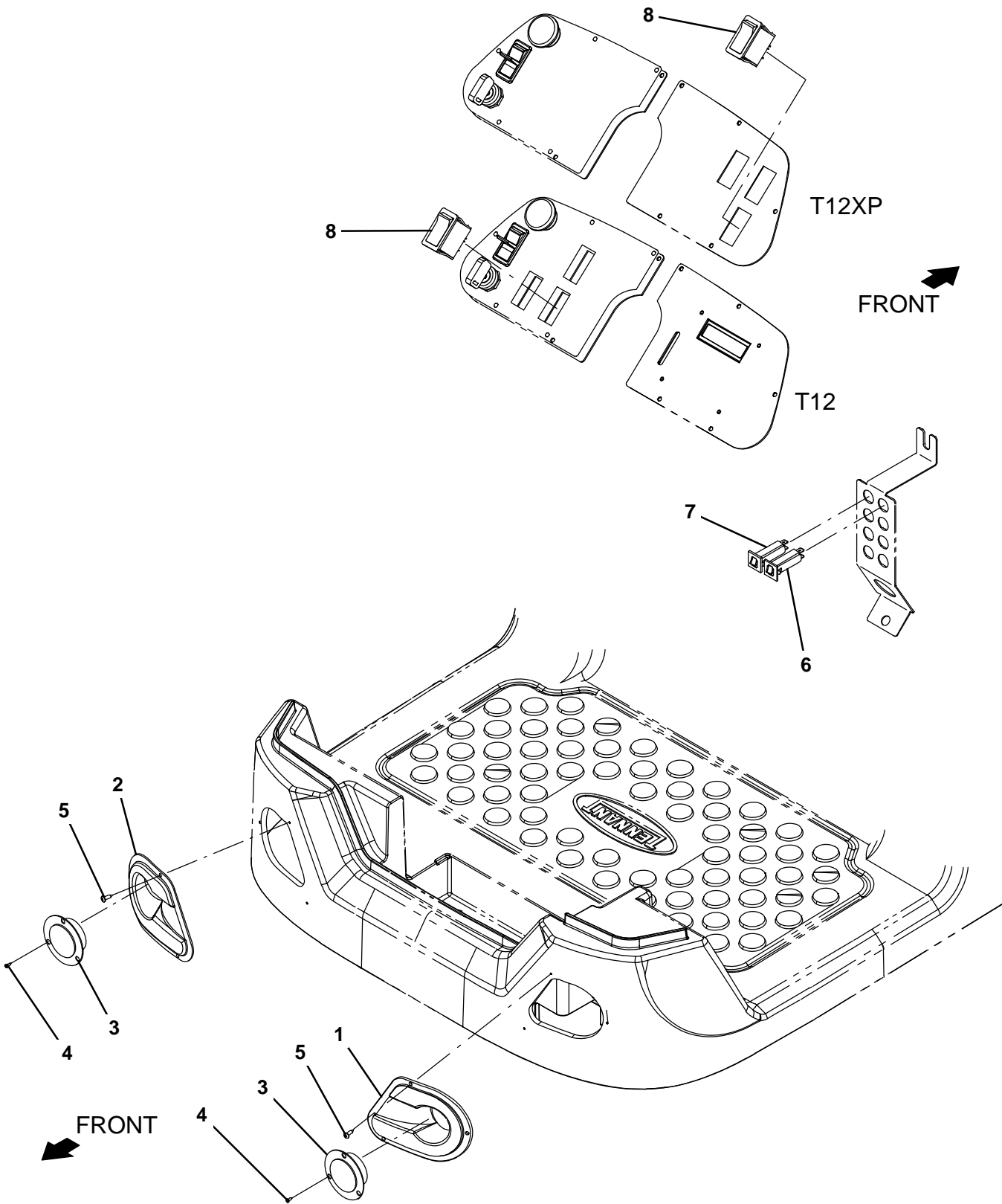


Fig. 1 – Headlight Group

Ref.	Part No.	Serial Number	Description	Qty.
1	1202870	(10000000–19999999)	Bezel, Headlight, Lh [W/Inserts]	1
2	1202892	(10000000–19999999)	Bezel, Headlight, Rh [W/Inserts]	1
3	9008182	(10000000–19999999)	Light Assy, Pre–Sweep, Afmkt	2
4	06920	(10000000–19999999)	Screw, Pan, Phl, M3 X 0.50 X 10, 4.8	6
5	140825	(10000000–19999999)	Screw, Pan, Phl, 06 X 0.50, Fmg/Ab, Blk	6
6	1064184	(10000000–19999999)	Circuitbreaker, 02.5a, Resetable	1
7	1064188	(10000000–19999999)	Circuitbreaker, 15.0a, Resetable	1
8	377084	(10000000–19999999)	Switch, Rocker, Prgrsv	1

Fig. 2 - Strobe Light and Backup Alarm Kit

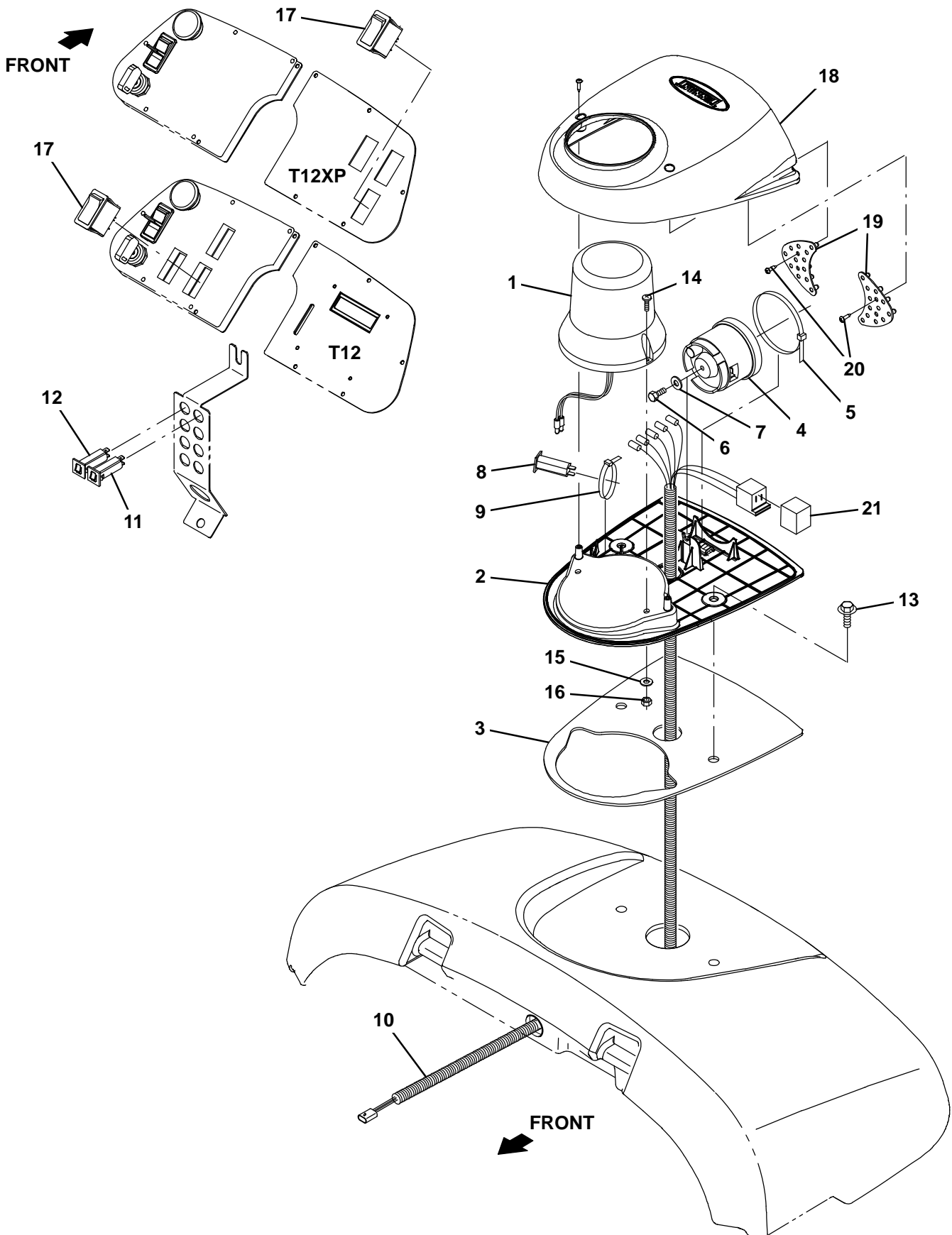


Fig. 2 – Strobe Light and Backup Alarm Kit

	Ref.	Part No.	Serial Number	Description	Qty.
▽		9010353	(10000000–19999999)	Light kit, Strobe, Module, Ci [T12]	1
▲▽	1	83159	(10000000–19999999)	Light, Strobe, Amb, 12–48vdc, Rwk	1
▲▲		9000845	(10000000–19999999)	Lamp, Bulb, Strobe	1
▲▲		9000879	(10000000–19999999)	Lens, Amb, F/ Revl / Flasher	1
▲	2	1059938	(10000000–19999999)	Base, Module, Light	1
▲	3	1063263	(10000000–19999999)	Gasket, Base, Module	1
▲	4	1058694	(10000000–19999999)	Alarm, Backup, 12–48vdc, Adj	1
▲	5	49263	(10000000–19999999)	Tie, Cable, Nyl, 11.4l .19w 3.0 Max D	1
▲	6	19315	(10000000–19999999)	Screw, Hex, .25–20 X 0.50, G5	1
▲	7	32483	(10000000–19999999)	Washer, Flat, 0.25, Sae	1
▲	8	1064184	(10000000–19999999)	Circuitbreaker, 02.5a, Resetable	1
▲	9	49266	(10000000–19999999)	Tie, Cable, Nyl, 07.3l .19w 1.8 Max D	1
▲	10	1056979	(10000000–19999999)	Harness, Wire, Alarm / Light [T16]	1
▲	11	1064184	(10000000–19999999)	Circuitbreaker, 02.5a, Resetable	1
▲	12	1064188	(10000000–19999999)	Circuitbreaker, 15.0a, Resetable	1
▲	13	1020341	(10000000–19999999)	Screw, Hex, M8 X 1.25 X 20, Ss, Sems	2
▲	14	06933	(10000000–19999999)	Screw, Pan, Phl, M5 X 0.80 X 16, 4.8	2
▲	15	19066	(10000000–19999999)	Washer, Flat, 0.25b 0.56d .05, Pl, 10	2
▲	16	06549	(10000000–19999999)	Nut, Hex, Lock, M5 X 0.80, NI	2
▲	17	377084	(10000000–19999999)	Switch, Rocker, Prgrsv	1
▲	18	1062106	(10000000–19999999)	Cover, Module, Light	1
▲	19	1059342	(10000000–19999999)	Light Assy, Led	1
▲	20	222267	(10000000–19999999)	Screw, Pan, Phl, 06–20 X 0.50, Fmg/Ab	6
▲	21	398526	(10000000–19999999)	Relay, 36Vdc, 005A, Spdt No [Greenwich]	6
		1027798	(10000000–19999999)	Lens, Red, F/ Revl / Flasher	1
		1027800	(10000000–19999999)	Lens, Blu, F/ Revl / Flasher	1

Fig. 3 – Strobe Light Kit, Overhead Guard

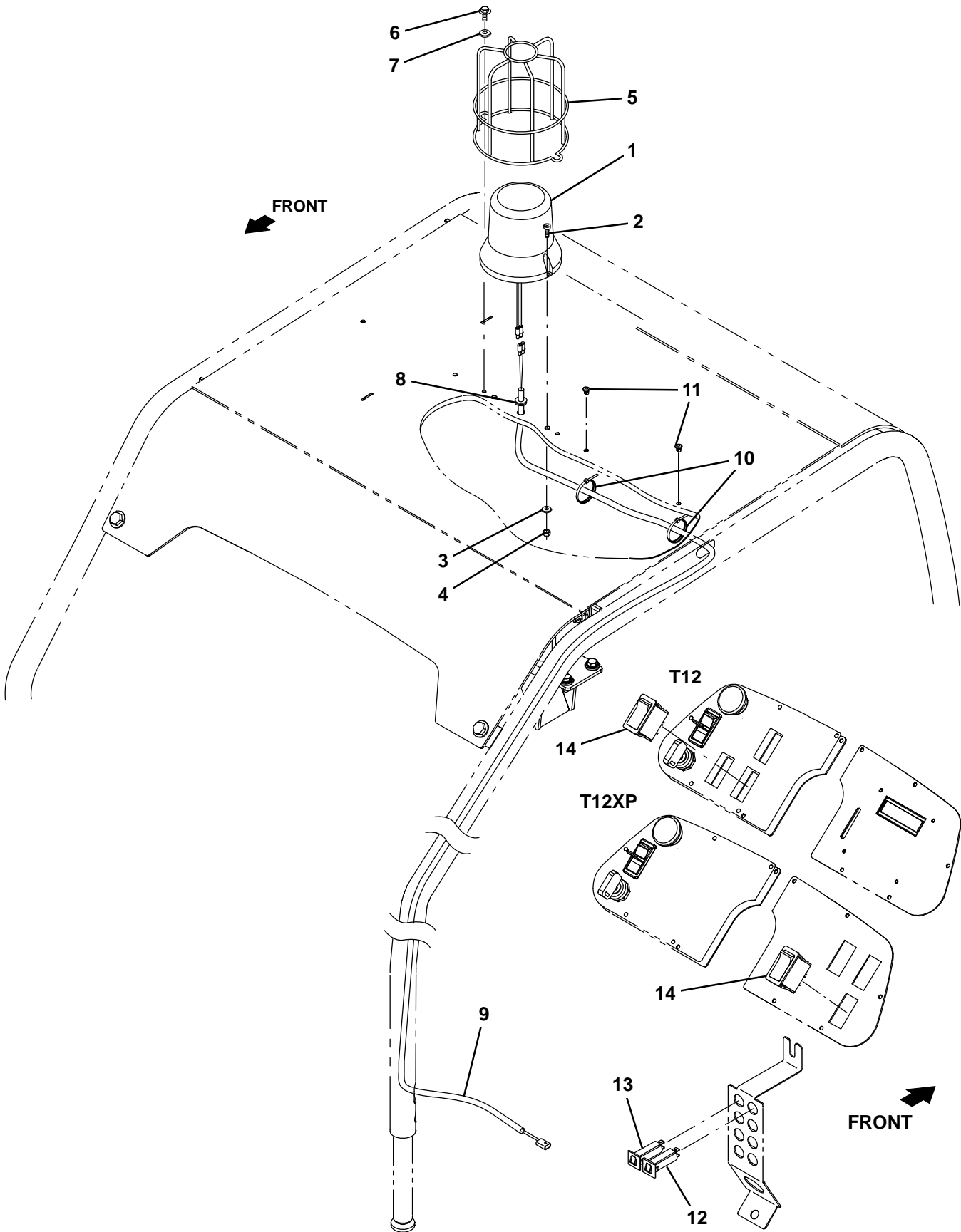


Fig. 3 – Strobe Light Kit, Overhead Guard

	Ref.	Part No.	Serial Number	Description	Qty.
▽		9010351	(10000000–19999999)	Light Kit, Warning, Ohg, Ci [T12]	1
▲▽	1	83159	(10000000–19999999)	Light, Strobe, Amb, 12–48vdc, Rwk	1
▲▲		9000845	(10000000–19999999)	Lamp, Bulb, Strobe	1
▲▲		9000879	(10000000–19999999)	Lens, Amb, F/ Revl / Flasher	1
▲	2	06933	(10000000–19999999)	Screw, Pan, Phl, M5 X 0.80 X 16, 4.8	2
▲	3	19066	(10000000–19999999)	Washer, Flat, 0.25b 0.56d .05, Pl, 10	2
▲	4	06549	(10000000–19999999)	Nut, Hex, Lock, M5 X 0.80, NI	2
▲	5	1039392	(10000000–19999999)	Guard, Light, Revl / Strobe	1
▲	6	74455	(10000000–19999999)	Screw, Hex, M6 X 1.00 X 12, Fmg	2
▲	7	32490	(10000000–19999999)	Washer, Flat, 0.25, Std	2
▲	8	10632–2	(10000000–19999999)	Grommet, Rbr, 0.62id, F/0.9h, .12 Matl	1
▲	9	1069746	(10000000–19999999)	Harness, Ele, Ohg [T12]	1
▲	10	130773	(10000000–19999999)	Tie, Cable, Nyl, 11.0l, .14w, 3.0 Max. D	2
▲	11	1202868	(10000000–19999999)	Clip, Tie, 0.25d, Plstc	2
▲	12	1064184	(10000000–19999999)	Circuitbreaker, 02.5a, Resetable	1
▲	13	1064188	(10000000–19999999)	Circuitbreaker, 15.0a, Resetable	1
▲	14	377084	(10000000–19999999)	Switch, Rocker, Prgrsv	1
		1027798	(10000000–19999999)	Lens, Red, F/ Revl / Flasher	1
		1027800	(10000000–19999999)	Lens, Blu, F/ Revl / Flasher	1

Fig. 4 - Squeegee Guard Group

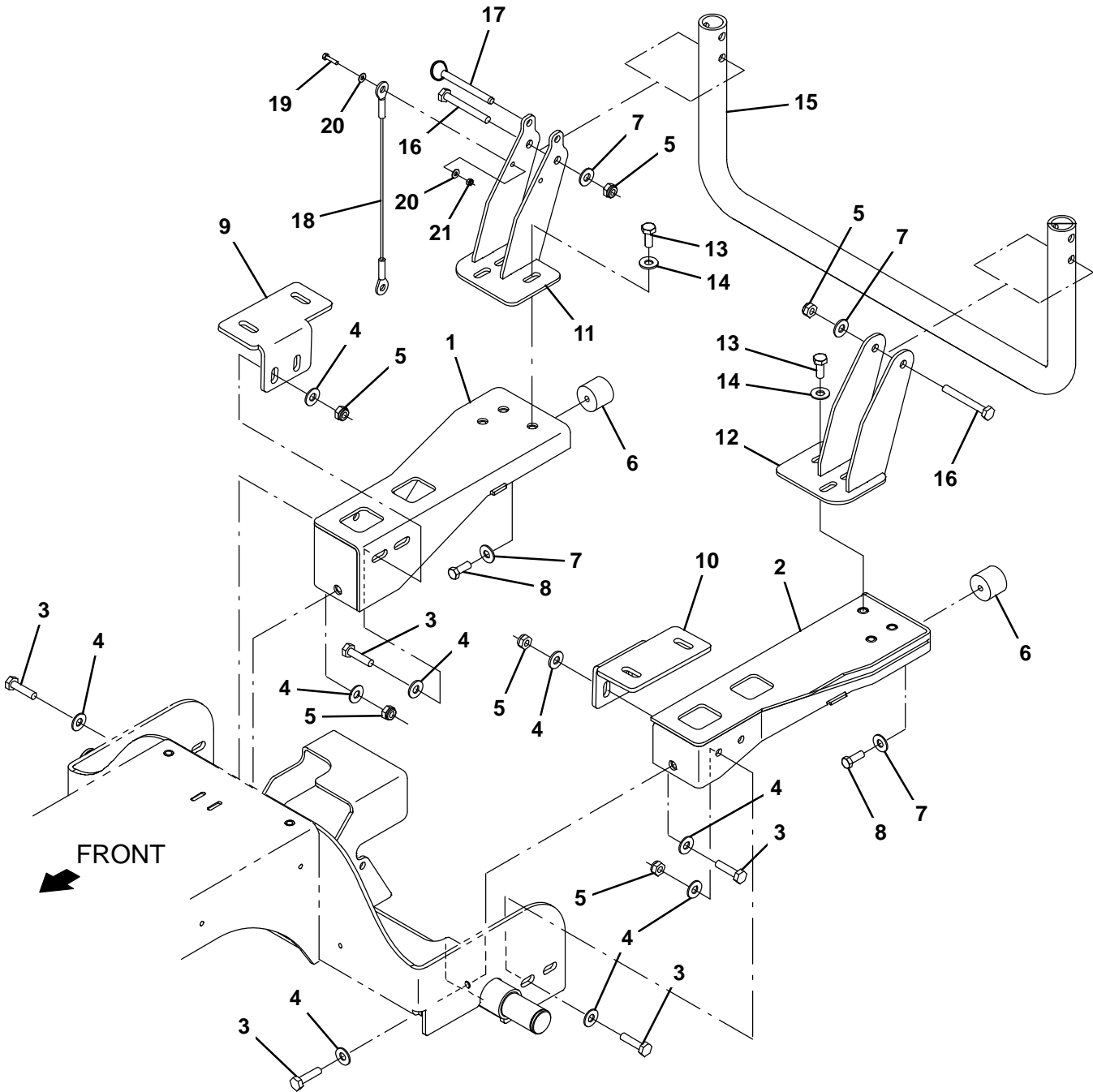


Fig. 4 – Squeegee Guard Group

Ref.	Part No.	Serial Number	Description	Qty.
1	1201496	(10000000-19999999)	Channel Wldt, Bumper, Rh	1
2	1201503	(10000000-19999999)	Channel Wldt, Bumper, Lh	1
3	12317	(10000000-19999999)	Screw, Hex, M10 X 1.50 X 30, Ss	10
4	01686	(10000000-19999999)	Washer, Flat, 0.44b 1.00d .08, Ss	18
5	08714	(10000000-19999999)	Nut, Hex, Lock, M10 X 1.5, NI, Ss	8
6	1024977	(10000000-19999999)	Bumper, Ure, 1.50d 1.25l	2
7	32492	(10000000-19999999)	Washer, Flat, 0.38, Std	4
8	69225	(10000000-19999999)	Screw, Hex, .38-16 X 1.00, Ss	2
9	1201499	(10000000-19999999)	Bracket, Support, Tank, Rh	1
10	1201504	(10000000-19999999)	Bracket, Support, Tank, Lh	1
11	1202246	(10000000-19999999)	Support Wldt, Guard, Rh	1
12	1202247	(10000000-19999999)	Support Wldt, Guard, Lh	1
13	09028	(10000000-19999999)	Screw, Hex, M10 X 1.50 X 25, Ss	6
14	01685	(10000000-19999999)	Washer, Flat, 0.38b 0.88d .08, Ss	6
15	1204847	(10000000-19999999)	Tube, Guard, Pntd	1
16	06965	(10000000-19999999)	Screw, Hex, M10 X 1.50 X 80, 8.8	2
17	369359	(10000000-19999999)	Pin, Hitch, .375d X 3.12l, PI	1
18	19676	(10000000-19999999)	Cable, Glv .09d 013.0l .38eye /.38eye	1
19	09252	(10000000-19999999)	Screw, Hex, M5 X 0.80 X 20, 8.8	1
20	01683	(10000000-19999999)	Washer, Flat, 10, Ss	2
21	09739	(10000000-19999999)	Nut, Hex, Lock, M5 X 0.80, NI, Ss	1

Fig. 5 - Heavy Duty Bumper Kit

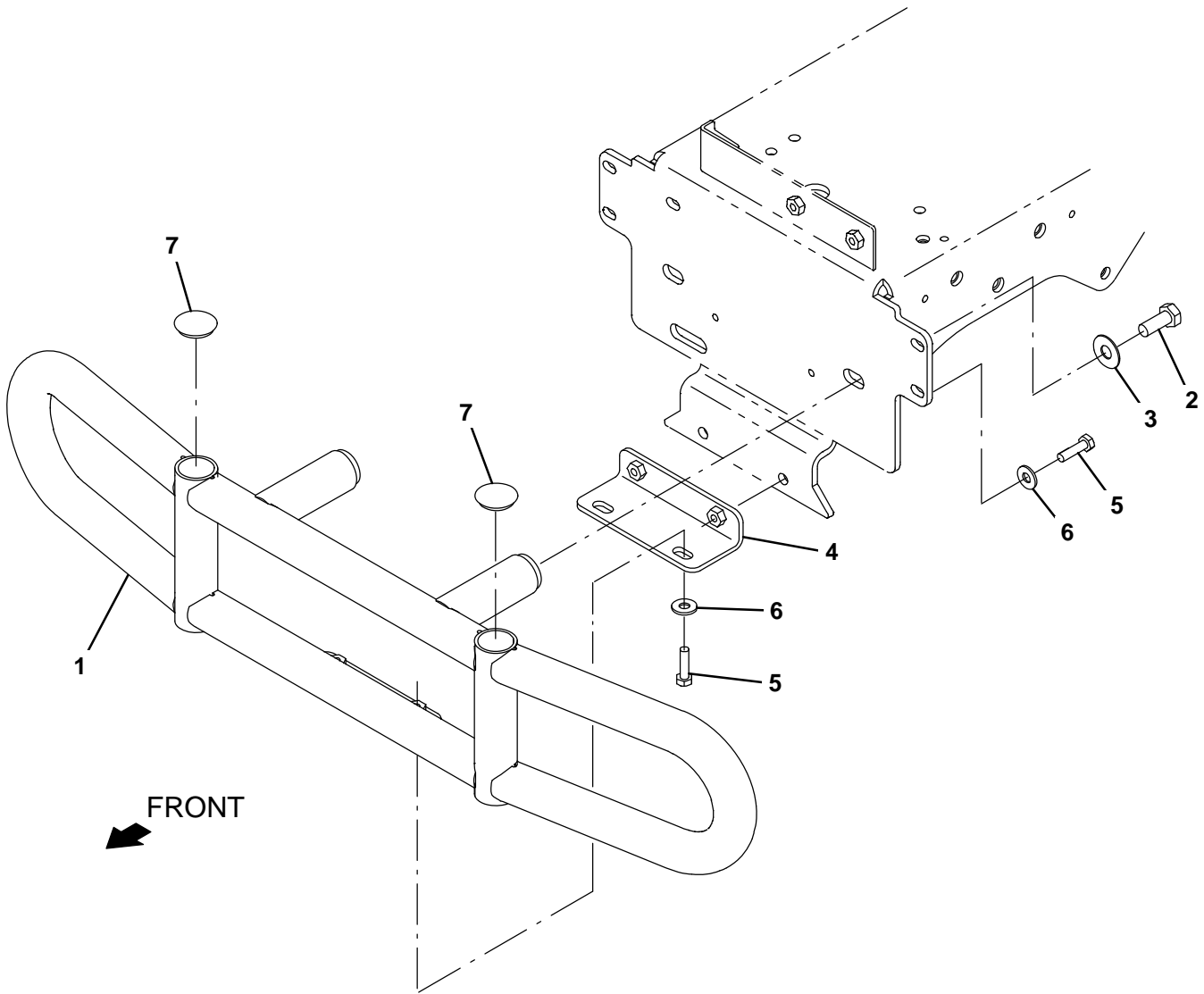


Fig. 5 – Heavy Duty Bumper Kit

NOTE: Overhead Guard Kit (including Heavy Duty Bumper), Tennant Part Number 9009861, includes; Fig. 5 and Fig. 6.

	Ref.	Part No.	Serial Number	Description	Qty.
▽		9009857	(10000000–19999999)	Bumper Kit, Front, Hd, Ci [T12]	1
▲	1	1201452	(10000000–19999999)	Tube Wldt, Bmpr	1
▲	2	12309	(10000000–19999999)	Screw, Hex, M12 X 1.75 X 30, Ss	2
▲	3	140045	(10000000–19999999)	Washer, Flat, 0.51b 1.25d .06, Ss	2
▲	4	1201061	(10000000–19999999)	Bracket Wldt, Bumper	1
▲	5	09011	(10000000–19999999)	Screw, Hex, M8 X 1.25 X 30, Ss	4
▲	6	01685	(10000000–19999999)	Washer, Flat, 0.38b 0.88d .08, Ss	4
▲	7	1010399	(10000000–19999999)	Plug, Hole, Rnd, 1.25h .18, Blk Stl	2

Fig. 6 - Overhead Guard Kit

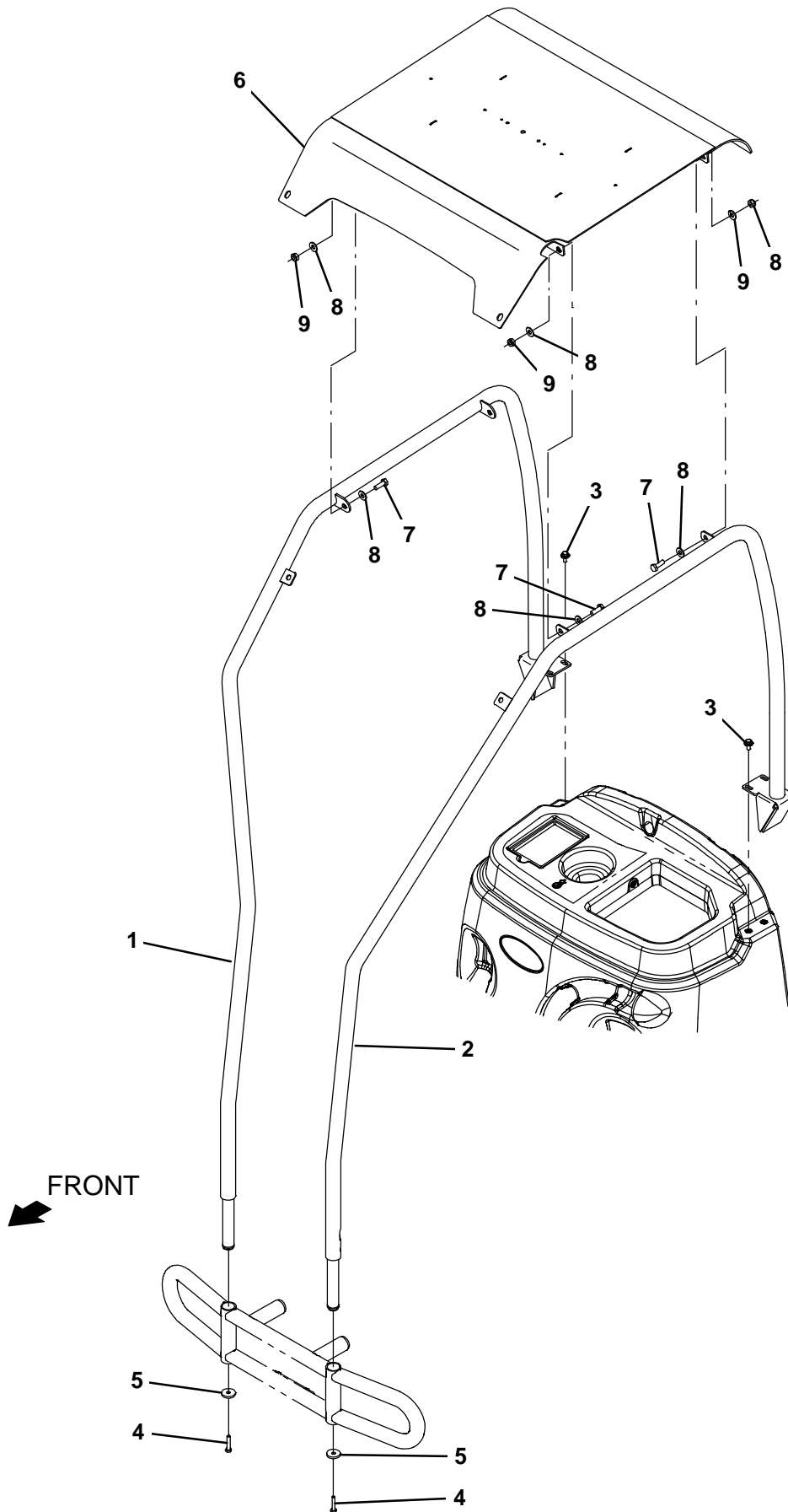


Fig. 6 – Overhead Guard Kit

NOTE: Overhead Guard Kit (including Heavy Duty Bumper), Tennant Part Number 9009861, includes; Fig. 5 and Fig. 6.

	Ref.	Part No.	Serial Number	Description	Qty.
▽		9009848	(10000000–19999999)	Ohg Kit W/O Bumper, Ci [T12]	1
▲	1	1201550	(10000000–19999999)	Tube Wldt, Guard, Rh	1
▲	2	1201357	(10000000–19999999)	Tube Wldt, Guard, Lh	1
▲	3	1020341	(10000000–19999999)	Screw, Hex, M8 X 1.25 X 20, Ss, Sems	4
▲	4	04375	(10000000–19999999)	Screw, Hex, M8 X 1.25 X 40, 8.8, FI	2
▲	5	46983	(10000000–19999999)	Washer, Flat, 0.39b 1.38d .19, Stl, PI	2
▲	6	1201247	(10000000–19999999)	Guard Wldt, Top, Ohg	1
▲	7	03192	(10000000–19999999)	Screw, Hex, M10 X 1.50 X 30, 8.8	4
▲	8	32492	(10000000–19999999)	Washer, Flat, 0.38, Std	8
▲	9	41430	(10000000–19999999)	Nut, Hex, Lock, M10 X 1.5, NI	4

Fig. 7 - ec-H2O Solution Pump Group

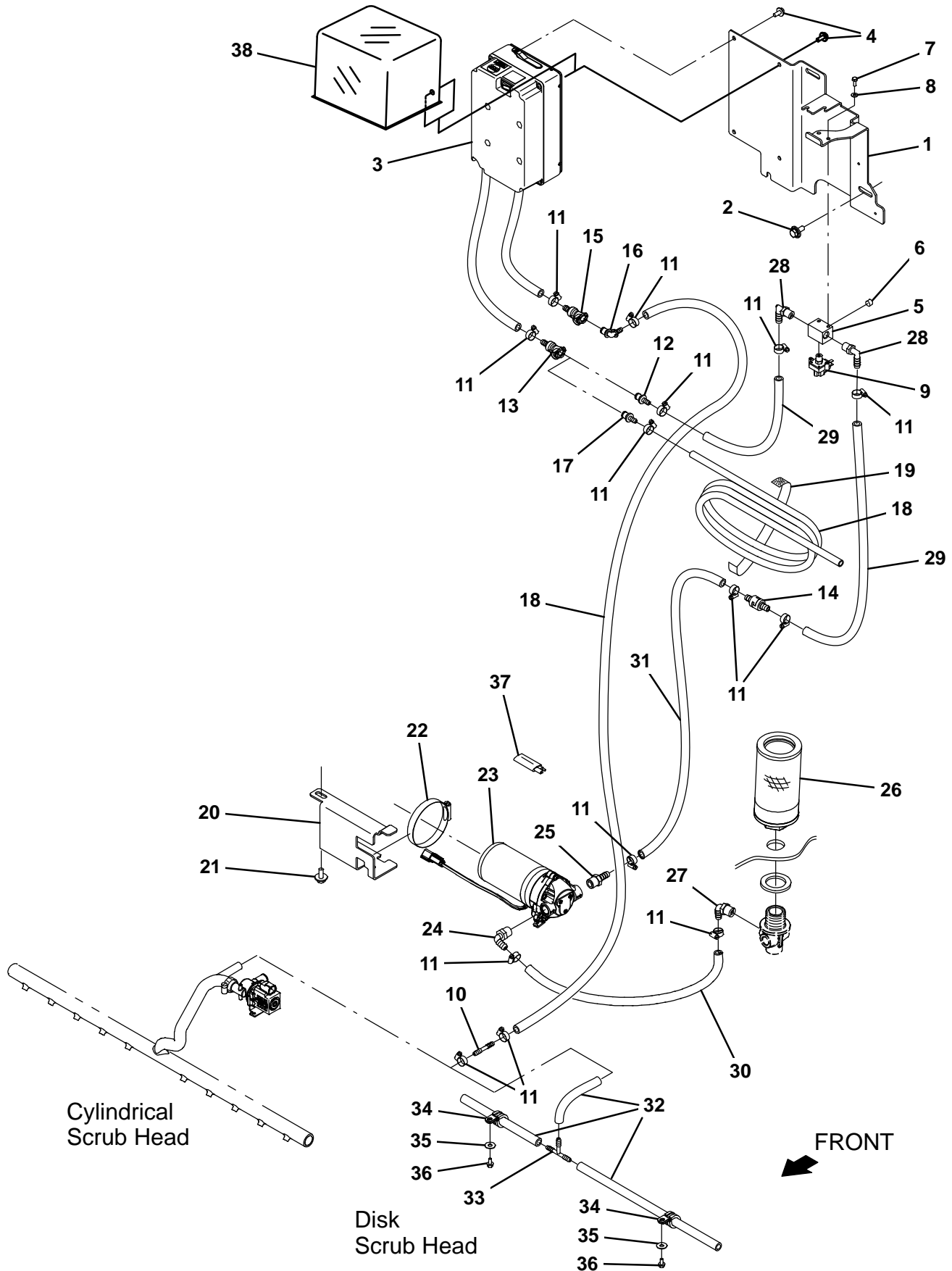


Fig. 7 – ec-H2O Solution Pump Group

Ref.	Part No.	Serial Number	Description	Qty.
1	1200161	(10000000-19999999)	Bracket, Soltn [Ec-H2o]	1
2	1020341	(10000000-19999999)	Screw, Hex, M8 X 1.25 X 20, Ss, Sems	3
3	9010933	(10000000-19999999)	Ech20 Module, Afmkt [T12] (See Breakdowns)	1
4	1034731	(10000000-19999999)	Screw, Hex, M6 X 1.00 X 16, Ss, Sems	4
5	1059231	(10000000-19999999)	Fitting, Stl, Pm04/Pm02/Pm04/Pm02, Spcl	1
6	150208	(10000000-19999999)	Fitting, Brs, Str, Pm02, Plug [Skhd]	1
7	09738	(10000000-19999999)	Screw, Hex, M5 X 0.80 X 12, Ss	2
8	140011	(10000000-19999999)	Washer, Flat, 0.21b 0.45d .03, Ss	2
9	1044415	(10000000-19999999)	Switch, Press, 20psi, Pm02	1
10	1052705	(10000000-19999999)	Fitting, Plstc, Str, Bm04/Bm04	2
11	43844	(10000000-19999999)	Clamp, Hose, Wormdrive, 0.25-0.62d, .31w	14
12	1203814	(10000000-19999999)	Fitting, Plstc, Str, Bm06, Cplg, Male	1
13	1203454	(10000000-19999999)	Fitting, Plstc, Str, Bm06, Cplg, Fem	1
14	1015455	(10000000-19999999)	Valve, Check, 0005psi Bm06/Bm06	1
15	1203996	(10000000-19999999)	Fitting, Plstc, Str, Bm05, Cplg, Fem	1
16	1204024	(10000000-19999999)	Fitting, Plstc, E90, Bm04 Cplg Male	1
17	1204338	(10000000-19999999)	Fitting, Plstc, Str, Bm04, Cplg, Male	1
18	1206779	(10000000-19999999)	Hose, Afmkt, Pvc, Brd, 0.25ld, 08Ft	2
19	1059534	(10000000-19999999)	Fastener, 09.00l [Hook & Loop]	1
20	1201310	(10000000-19999999)	Bracket, Pump, Soltn	1
21	1020341	(10000000-19999999)	Screw, Hex, M8 X 1.25 X 20, Ss, Sems	1
22	43555	(10000000-19999999)	Clamp, Hose, Wormdrive, 2.62-3.50d	1
23	1200328	(10000000-19999999)	Pump, Soltn, Ele, 36vdc, 60psi	1
24	1005630	(10000000-19999999)	Fitting, Plstc, E90, Bm06/Pm06, Nyl	1
25	150538	(10000000-19999999)	Fitting, Plstc, Str, Bm06/Pm06	1
26	1201379	(10000000-19999999)	Filter, Soltn, 080 Mesh, Pm12 3.2d 6.0l	1
27	1005630	(10000000-19999999)	Fitting, Plstc, E90, Bm06/Pm06, Nyl	1
28	57248	(10000000-19999999)	Fitting, Plstc, E90, Bm06/Pm04, Nyl	2
29	1014971	(10000000-19999999)	Hose, Afmkt, Pvc, Brd, 0.38id, 01ft, Clr	2
30	1006400	(10000000-19999999)	Hose, Afmkt, Pvc, Brd, 0.38id, 03ft, Clr	1
31	1014974	(10000000-19999999)	Hose, Afmkt, Pvc, Brd, 0.38id, 02ft, Clr	1
32	1206778	(10000000-19999999)	Hose, Afmkt, Pvc, Brd, 0.25ld, 03Ft	1
33	150713	(10000000-19999999)	Fitting, Plstc, Tee, Bm04/Bm04/Bm04	1
34	1016354	(10000000-19999999)	Clamp, Cable, Ss, 0.50D X 0.50W [Insul]	2
35	01684	(10000000-19999999)	Washer, Flat, 0.27B 0.69D .05, Ss	2
36	223198	(10000000-19999999)	Screw, Hex, M5 X 0.80 X 10, Fmg	2
37	1040868	(10000000-19999999)	Capacitor, Plug [.01 Uf, 200V]	1
38	9011663	(10000000-19999999)	Silicone Cap, Afmkt [ec-H2O]	1

Fig. 8 – ec-H2O Solution Supply Group, Side Brush

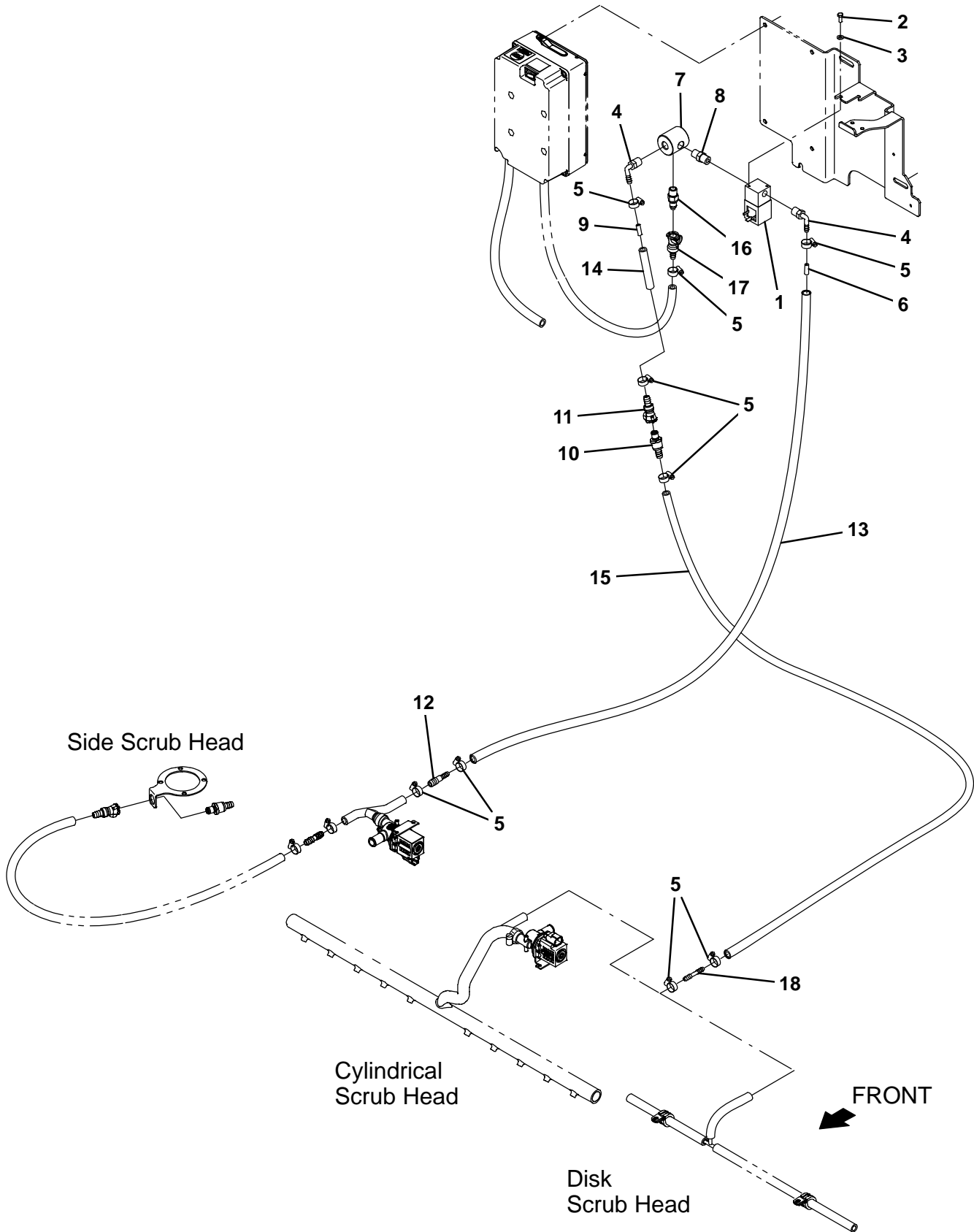


Fig. 8 – ec–H2O Solution Supply Group, Side Brush

Ref.	Part No.	Serial Number	Description	Qty.
1	1028581	(10000000–19999999)	Valve, Water, Solenoid, 36vdc 6.0mm Pf04	1
2	09738	(10000000–19999999)	Screw, Hex, M5 X 0.80 X 12, Ss	2
3	140011	(10000000–19999999)	Washer, Flat, 0.21b 0.45d .03, Ss	2
4	1011170	(10000000–19999999)	Fitting, Plstc, E90, Bm04/Pm04, Nyl	2
5	43844	(10000000–19999999)	Clamp, Hose, Wormdrive, 0.25–0.62d, .31w	9
6	1200467	(10000000–19999999)	Fitting, Plstc, Rst	1
7	1200998	(10000000–19999999)	Fitting, Plstc, Pf04/Pf04/Pf04	1
8	1052010	(10000000–19999999)	Fitting, Plstc, Str, Pm04/Pm04	1
9	1201441	(10000000–19999999)	Fitting, Plstc, Rst, Main Head	1
10	1204338	(10000000–19999999)	Fitting, Plstc, Str, Bm04, Cplg, Male	1
11	1002898	(10000000–19999999)	Fitting, Plstc, Str, Bm04, Cplg,Fem[Tco]	1
12	1039557	(10000000–19999999)	Fitting, Plstc, Str, Bm04/Bm06	1
13	1014949	(10000000–19999999)	Hose, Afmkt, Pvc, Brd, 0.25Id, 08Ft	1
14	1206776	(10000000–19999999)	Hose, Afmkt, Pvc, Brd, 0.25Id, 01Ft	1
15	1206779	(10000000–19999999)	Hose, Afmkt, Pvc, Brd, 0.25Id, 08Ft	1
16	1002899	(10000000–19999999)	Fitting, Plstc, Str, Pm04, Cplg,Mal[Tco]	1
17	1203996	(10000000–19999999)	Fitting, Plstc, Str, Bm05, Cplg, Fem	1
18	1052705	(10000000–19999999)	Fitting, Plstc, Str, Bm04/Bm04	1

Fig. 9 – ec-H20 Wire Harness Group

Ref.	Part No.	Serial Number	Description	Qty.
1	1069671	(10000000–19999999)	Harness, Ele [Ec-H20, T12]	1

Fig. 10 – Side Brush Motor and Squeegee Group

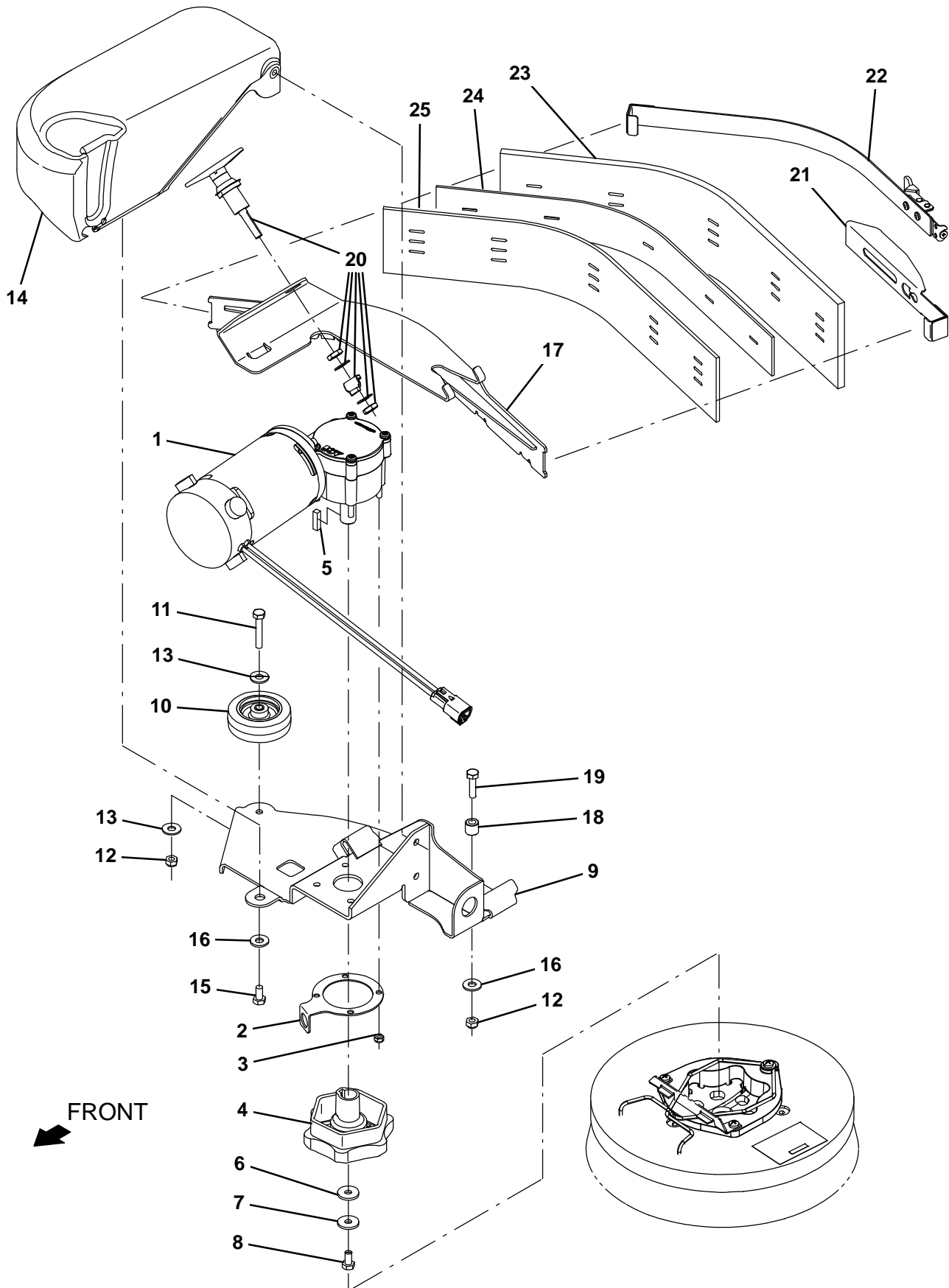


Fig. 10 – Side Brush Motor and Squeegee Group

Ref.	Part No.	Serial Number	Description	Qty.
▽	1	1052754	(10000000–19999999) Motor, Ele, 36vdc 0320rpm 0.63hp Gear	1
▲		9008737	(10000000–19999999) Brush Kit, Motor, 1052754	1
	2	1203439	(10000000–19999999) Plate, Sppt	1
	3	08712	(10000000–19999999) Nut, Hex, Lock, M6 X 1.00, NI, Ss	4
	4	377364	(10000000–19999999) Hub, Drive, Brush, Disk, 0.75b [6t]	1
	5	00928	(10000000–19999999) Key, Sq, 0.25 X 0.25, 1.00l	1
	6	1017218	(10000000–19999999) Washer, Flat, 0.32b 1.00d .12, Ss	1
	7	41186	(10000000–19999999) Washer, Flat, Belleville, .31	1
	8	09740	(10000000–19999999) Screw, Hex, M8 X 1.25 X 20, Ss	1
	9	1200417	(10000000–19999999) Plate Wldt, Deck, Sba	1
	10	1014918	(10000000–19999999) Wheel, 03.0d 0.88w 0.31b, W/ Bshg, Rbr	1
	11	222505	(10000000–19999999) Screw, Hex, M8 X 1.25 X 45, Ss	1
	12	08713	(10000000–19999999) Nut, Hex, Lock, M8 X 1.25, NI, Ss	2
	13	01685	(10000000–19999999) Washer, Flat, 0.38b 0.88d .08, Ss	2
	14	9010929	(10000000–19999999) Cover, Motor, Sba, Afmkt [T12]	1
	15	15675	(10000000–19999999) Screw, Hex, M8 X 1.25 X 16, Ss	1
	16	01685	(10000000–19999999) Washer, Flat, 0.38b 0.88d .08, Ss	2
	17	1201327	(10000000–19999999) Squeegee Wldt, Holder, Sba	1
	18	80409	(10000000–19999999) Sleeve, P/M, 0.34b 0.63d 0.6l, Bnz	1
	19	09011	(10000000–19999999) Screw, Hex, M8 X 1.25 X 30, Ss	1
	20	1201149	(10000000–19999999) Latch, Compression, Sqge, Sba	1
	21	1201609	(10000000–19999999) Retainer Wldt, Sqge, Sba	1
	22	1201610	(10000000–19999999) Retainer Wldt, Sqge, Sba, With Latch	1
	23	1201345	(10000000–19999999) Blade, Sqge, Sba, Linatex	1
	23	1204541	(10000000–19999999) Blade, Sqge, Sba, Urethane (Option)	1
	23	1204543	(10000000–19999999) Blade, Sqge, Sba, Gum (Option)	1
	24	1201344	(10000000–19999999) Spacer, Blade	1
	25	1201343	(10000000–19999999) Blade, Sqge, Sba, Inner, Linard	1
	25	1204540	(10000000–19999999) Blade, Sqge, Sba, Inner, Urethane (Option)	1
	25	1204542	(10000000–19999999) Blade, Sqge, Sba, Inner, Gum (Option)	1

Fig. 11 - Side Brush Pivot Group

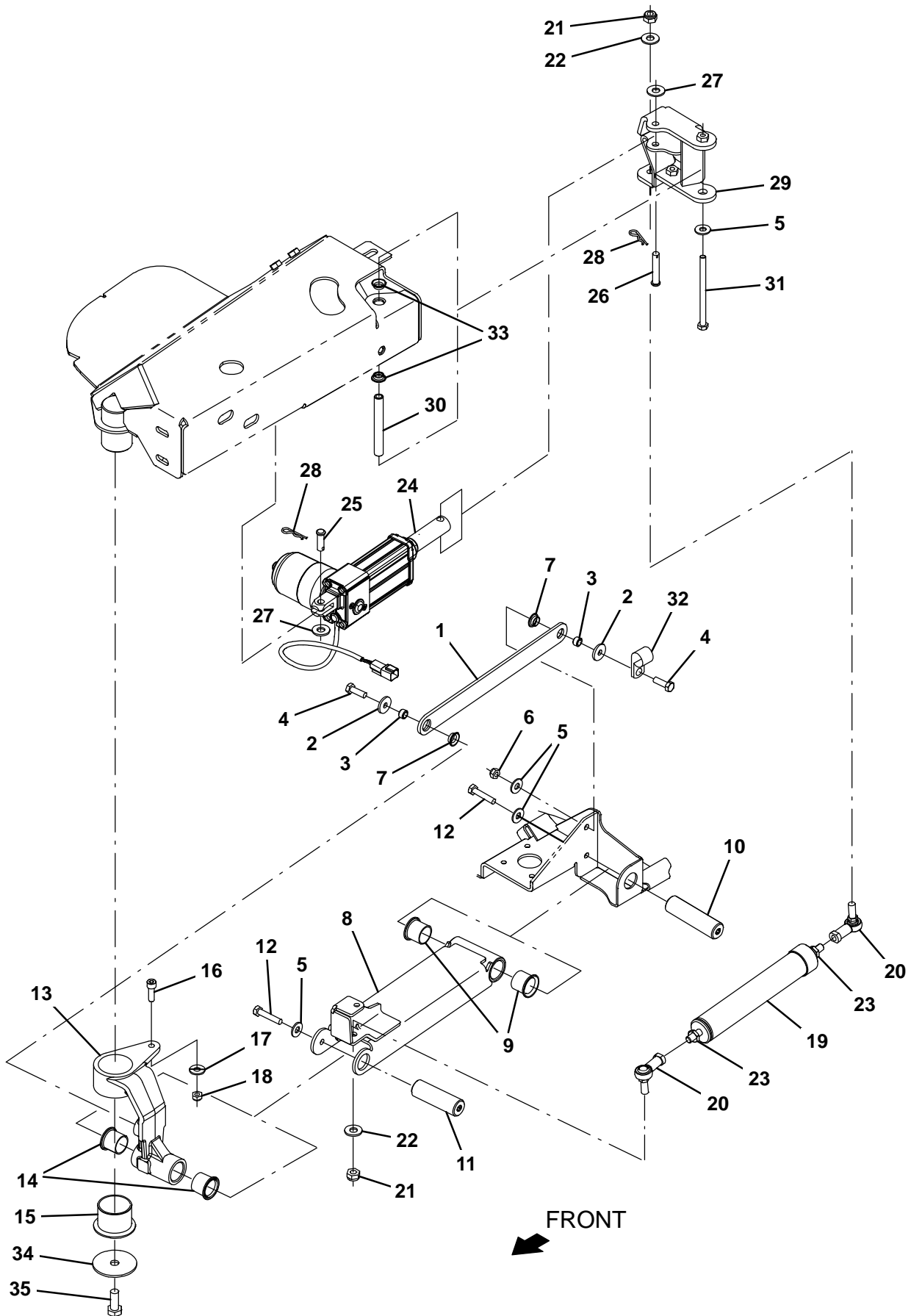


Fig. 11 – Side Brush Pivot Group

Ref.	Part No.	Serial Number	Description	Qty.
	1	1200939	(10000000–19999999) Link, Upper	1
	2	1017218	(10000000–19999999) Washer, Flat, 0.32b 1.00d .12, Ss	2
	3	222516	(10000000–19999999) Sleeve, P/M, 0.32b 0.50d 0.3l [430ss]	2
	4	09010	(10000000–19999999) Screw, Hex, M8 X 1.25 X 25, Ss	2
	5	01685	(10000000–19999999) Washer, Flat, 0.38b 0.88d .08, Ss	5
	6	08713	(10000000–19999999) Nut, Hex, Lock, M8 X 1.25, NI, Ss	1
	7	1054662	(10000000–19999999) Bushing, Flng, 0.50b 0.59d 0.25l	2
▽	8	9011055	(10000000–19999999) Lift channel Kit, Sba, Afmkt [T12]	1
▲	9	54618	(10000000–19999999) Bushing, Flng, 1.00b 1.13d 1.00l	2
	10	1201137	(10000000–19999999) Pin, Pivot, Sba	1
	11	1201575	(10000000–19999999) Pin, Pivot, Sba	1
	12	09026	(10000000–19999999) Screw, Hex, M8 X 1.25 X 40, Ss	2
▽	13	9011054	(10000000–19999999) Pivot Arm Kit, Sba, Afmkt [T12]	1
▲	14	54618	(10000000–19999999) Bushing, Flng, 1.00b 1.13d 1.00l	2
▲	15	1201101	(10000000–19999999) Bushing, Flng, 1.75b 1.94d 1.50l	1
▲	16	39308	(10000000–19999999) Screw, Soc, M8 X 1.25 X 25, 12.9	1
▲	17	01685	(10000000–19999999) Washer, Flat, 0.38b 0.88d .08, Ss	1
▲	18	08713	(10000000–19999999) Nut, Hex, Lock, M8 X 1.25, NI, Ss	1
▽	19	9010938	(10000000–19999999) Spring Assy, Replmt, Afmkt [T12]	1
▲	20	05686	(10000000–19999999) Rod–End, M10 X 1.5rh Fem M10 X 1.5stud	2
▲	21	08714	(10000000–19999999) Nut, Hex, Lock, M10 X 1.5, NI, Ss	2
▲	22	01686	(10000000–19999999) Washer, Flat, 0.44b 1.00d .08, Ss	2
▲	23	763064	(10000000–19999999) Nut, Hex, Jam, M10 X 1.5, [Din439]	2
▽	24	9010941	(10000000–19999999) Actuator Kit, Sba, Afmkt [T12]	1
▲	25	86240	(10000000–19999999) Pin, Clevis, 0.38d X 1.13l	1
▲	26	29584	(10000000–19999999) Pin, Clevis, 0.37d X 2.00l	1
▲	27	01686	(10000000–19999999) Washer, Flat, 0.44b 1.00d .08, Ss	2
▲	28	44906	(10000000–19999999) Pin, Cotter, Hair, 0.38d .093 Wir	2
	29	1201094	(10000000–19999999) Arm Assy, Lift, Actuator	1
	30	1202694	(10000000–19999999) Sleeve, 0.334b 0.494d 4.00l Stl Pl	1
	31	49883	(10000000–19999999) Screw, Hex, M8 X 1.25 X 120, 8.8, FI	1
	32	07471	(10000000–19999999) Clamp, Cable, Stl, 0.75d X 0.75w, 1hole	1
	33	1054662	(10000000–19999999) Bushing, Flng, 0.50b 0.59d 0.25l	2
	34	1200634	(10000000–19999999) Washer, Flat, 0.48b 2.50d .12, Ss	1
	35	12309	(10000000–19999999) Screw, Hex, M12 X 1.75 X 30, Ss	1

Fig. 12 - Side Brush Bumper and Mount Group

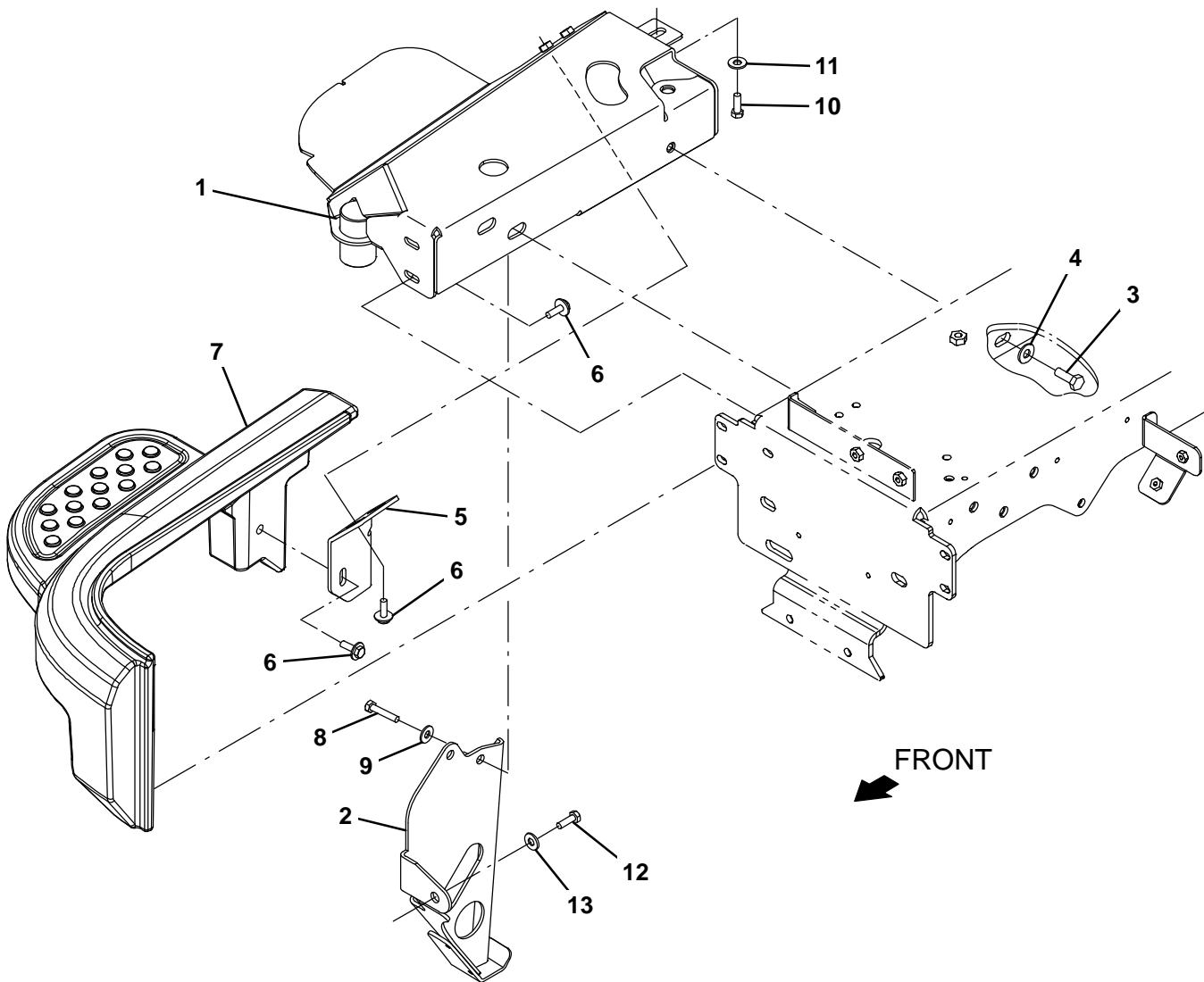


Fig. 12 – Side Brush Bumper and Mount Group

Ref.	Part No.	Serial Number	Description	Qty.
1	1200370	(10000000–19999999)	Bracket Wldt, Mount, Sba	1
2	1202914	(10000000–19999999)	Bracket Wldt, Skid, Anti-Roll	1
3	12317	(10000000–19999999)	Screw, Hex, M10 X 1.50 X 30, Ss	1
4	01686	(10000000–19999999)	Washer, Flat, 0.44b 1.00d .08, Ss	1
5	1202521	(10000000–19999999)	Bracket, Sppt, Door	1
6	1020341	(10000000–19999999)	Screw, Hex, M8 X 1.25 X 20, Ss, Sems	3
7	9010926	(10000000–19999999)	Bumper, Sba, Afmkt [T12]	1
8	09028	(10000000–19999999)	Screw, Hex, M10 X 1.50 X 25, Ss	2
9	01686	(10000000–19999999)	Washer, Flat, 0.44b 1.00d .08, Ss	2
10	09010	(10000000–19999999)	Screw, Hex, M8 X 1.25 X 25, Ss	1
11	01685	(10000000–19999999)	Washer, Flat, 0.38b 0.88d .08, Ss	1
12	12309	(10000000–19999999)	Screw, Hex, M12 X 1.75 X 30, Ss	1
13	140045	(10000000–19999999)	Washer, Flat, 0.51b 1.25d .06, Ss	1

Fig. 13 – Side Brush Solution Supply Group

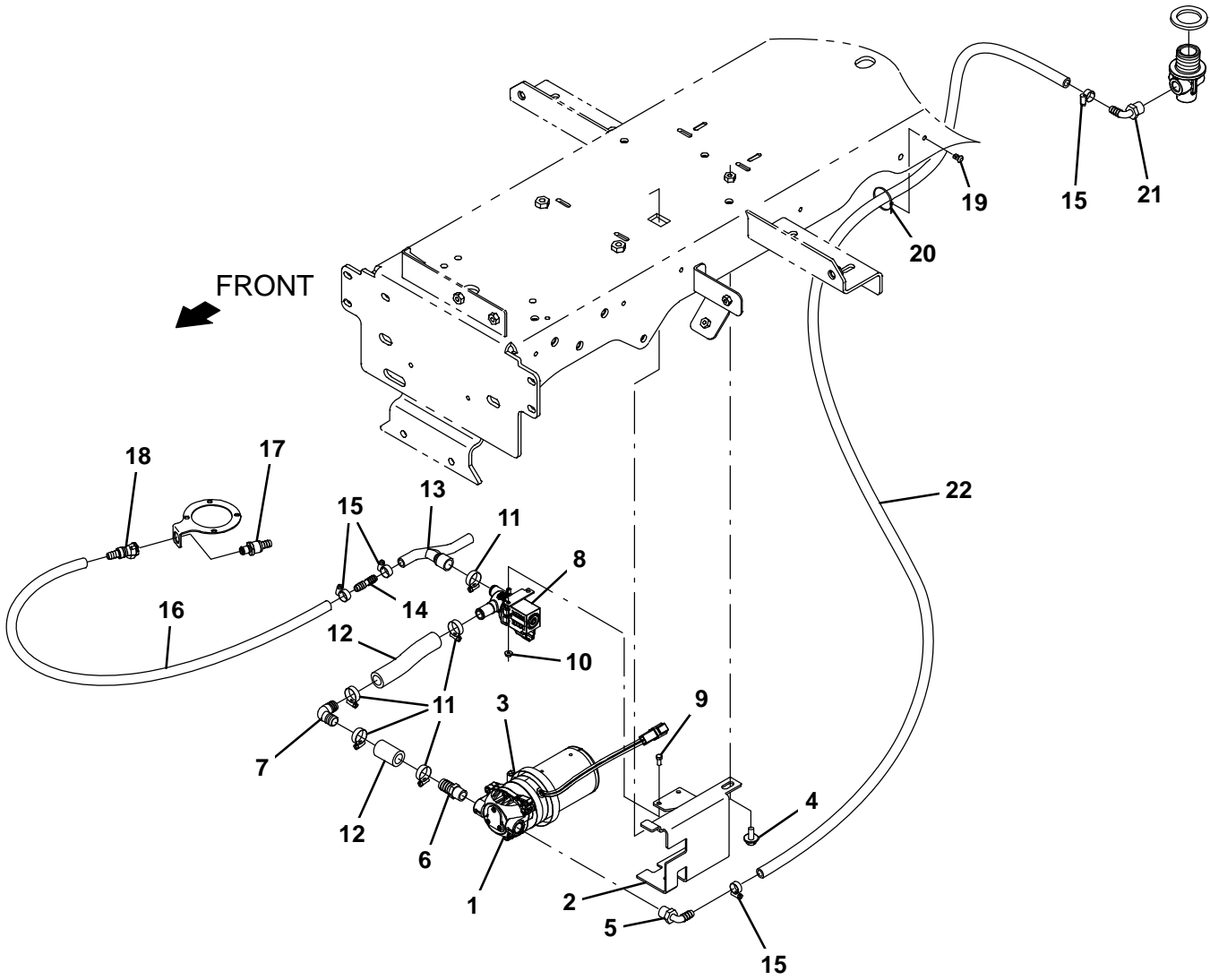


Fig. 13 – Side Brush Solution Supply Group

Ref.	Part No.	Serial Number	Description	Qty.
1	1200713	(10000000–19999999)	Pump, Soltn, 36vdc	1
2	1201313	(10000000–19999999)	Bracket, Pump	1
3	43555	(10000000–19999999)	Clamp, Hose, Wormdrive, 2.62–3.50d	1
4	1020341	(10000000–19999999)	Screw, Hex, M8 X 1.25 X 20, Ss, Sems	1
5	1005630	(10000000–19999999)	Fitting, Plstc, E90, Bm06/Pm06, Nyl	1
6	1013900	(10000000–19999999)	Fitting, Plstc, Str, Bm10/Pm06, Nyl	1
7	391365	(10000000–19999999)	Fitting, Plstc, E90, Bm10/Bm10	1
8	1054795	(10000000–19999999)	Valve, Water, Solenoid, 36vdc Bm12/Bm12	1
9	09738	(10000000–19999999)	Screw, Hex, M5 X 0.80 X 12, Ss	2
10	07789	(10000000–19999999)	Nut, Hex, Flng, M5 X 0.80	2
11	54333	(10000000–19999999)	Clamp, Hose, Wormdrive, 0.31–0.88d, .31w	5
12	1015033	(10000000–19999999)	Hose, Afmkt, Pvc, Brd, 0.62id, 01ft, Clr	1
13	1201336	(10000000–19999999)	Manifold, Soltn, Sba	1
14	20950	(10000000–19999999)	Fitting, Plstc, Str, Bm06/Bm06	1
15	43844	(10000000–19999999)	Clamp, Hose, Wormdrive, 0.25–0.62d, .31w	4
16	1006400	(10000000–19999999)	Hose, Afmkt, Pvc, Brd, 0.38id, 03ft, Clr	2
17	1203438	(10000000–19999999)	Fitting, Plstc, Str, Bm06, Mplg, Male	1
18	1203454	(10000000–19999999)	Fitting, Plstc, Str, Bm06, Cplg, Fem	1
19	1071085	(10000000–19999999)	Clip, Tie, 0.25d, Plstc	2
20	130773	(10000000–19999999)	Tie, Cable, Nyl, 11.0l, .14w, 3.0 Max. D	2
21	1005630	(10000000–19999999)	Fitting, Plstc, E90, Bm06/Pm06, Nyl	1
22	1014976	(10000000–19999999)	Hose, Afmkt, Pvc, Brd, 0.38id, 08ft, Clr	1

Fig. 14 – Side Brush Electrical Group

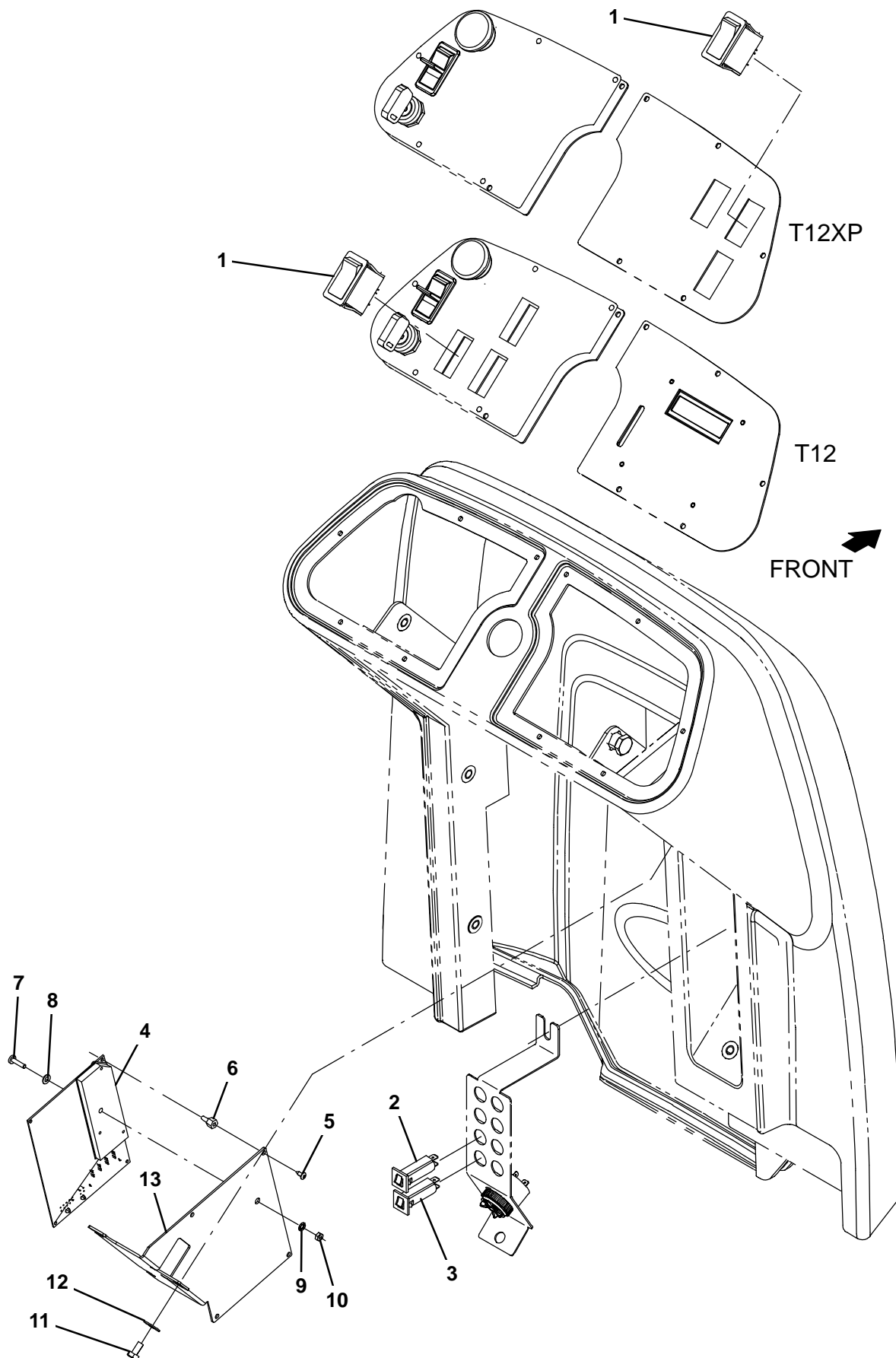


Fig. 14 – Side Brush Electrical Group

Ref.	Part No.	Serial Number	Description	Qty.
1	397889	(10000000–19999999)	Switch, Rocker, Dpst, On / None / On	1
2	1064184	(10000000–19999999)	Circuitbreaker, 02.5a, Resetable	1
3	1064189	(10000000–19999999)	Circuitbreaker, 20.0a, Resetable	1
4	9010932	(10000000–19999999)	Circuit Board Kit, H2o_Sba, Afmkt [T12]	1
5	37016	(10000000–19999999)	Pin, Grvd, 0.75d 01.90l, 1/0.59 [Btwn]	4
6	1016825	(10000000–19999999)	Support, Circuitboard	4
7	24265	(10000000–19999999)	Screw, Pan, Phl, M4 X 0.70 X 16, Ss	1
8	70246	(10000000–19999999)	Washer, Flat, 0.19b 0.38d .03, Nyl	1
9	32978	(10000000–19999999)	Washer, Lock, Int, 08	1
10	1049573	(10000000–19999999)	Nut, Hex, Jam, M4 X 0.70, Ss	1
11	09744	(10000000–19999999)	Screw, Hex, M6 X 1.00 X 12, Ss	3
12	01684	(10000000–19999999)	Washer, Flat, 0.27b 0.69d .05, Ss	3
13	1201164	(10000000–19999999)	Bracket, Circuit Board, Sba	1

Fig. 15 – Side Brush Wire Harness Group

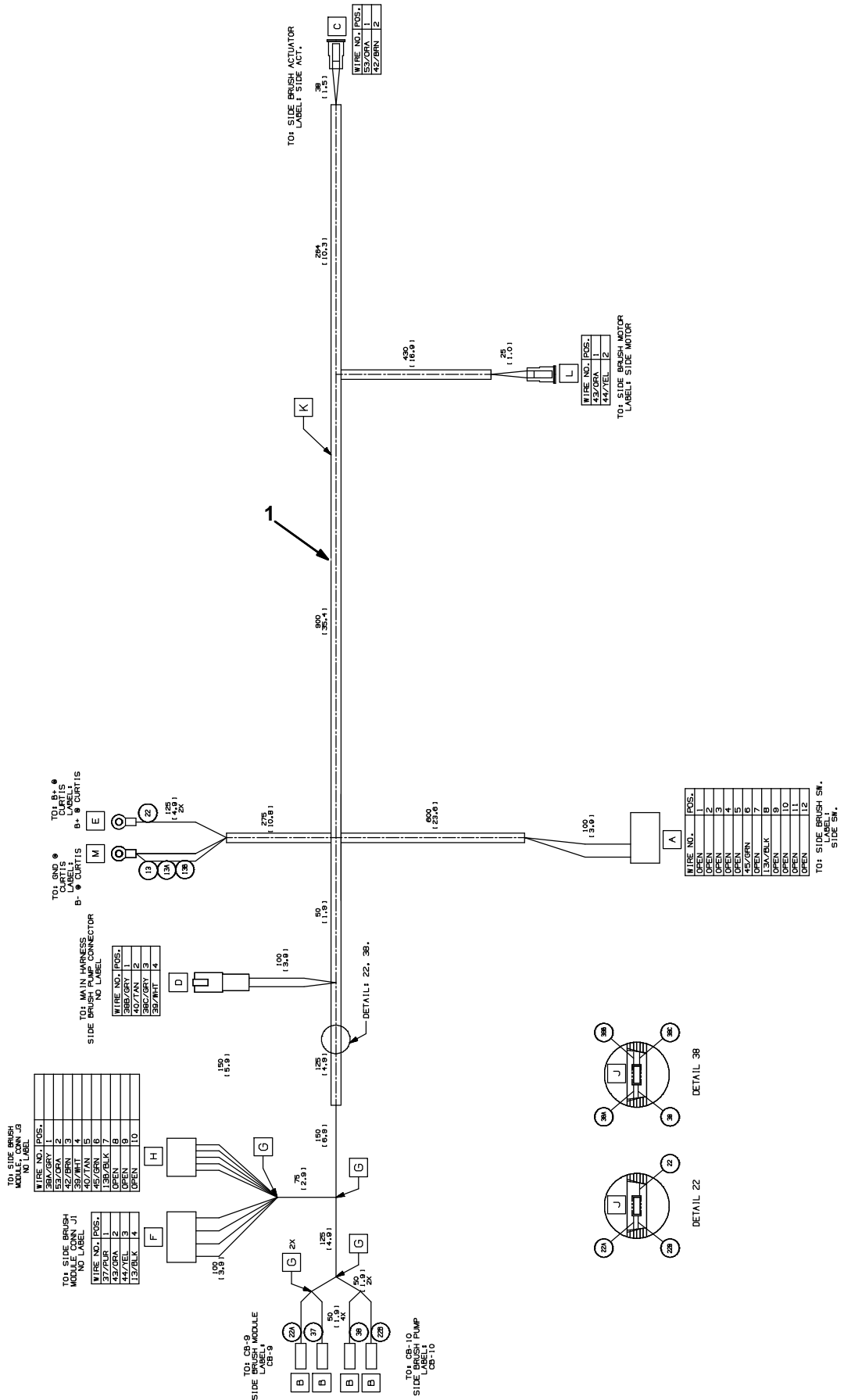


Fig. 15 – Side Brush Wire Harness Group

Ref.	Part No.	Serial Number	Description	Qty.
1	1069639	(10000000–19999999)	Harness, Side Brush, Ele [T12]	1

Fig. 16 – Spray Hose Kit

Ref.	Part No.	Serial Number	Description	Qty.
▽	9009852	(10000000–19999999)	Spray Hose Kit, Ci [T12]	1
▲	1 1054178	(10000000–19999999)	Pump, Soltn, Ele, 36vdc, 45psi	1
▲	2 1056982	(10000000–19999999)	Diode, Ele, Plug	1
▲	3 1201314	(10000000–19999999)	Bracket, Pump, Spray	1
▲	4 09007	(10000000–19999999)	Screw, Hex, M6 X 1.00 X 25, Ss	4
▲	5 01684	(10000000–19999999)	Washer, Flat, 0.27b 0.69d .05, Ss	12
▲	6 08712	(10000000–19999999)	Nut, Hex, Lock, M6 X 1.00, NI, Ss	4
▲	7 1020341	(10000000–19999999)	Screw, Hex, M8 X 1.25 X 20, Ss, Sems	1
▲	8 9010936	(10000000–19999999)	Hose, Spray, Afmkt [T12]	8
▲	9 54333	(10000000–19999999)	Clamp, Hose, Wormdrive, 0.31–0.88d, .31w	5
▲	10 1202867	(10000000–19999999)	Cover, Access, Vacfan, Trimmed	1
▲	11 398500	(10000000–19999999)	Switch, Rocker, Dpdt, On / None / On	1
▲	12 64778	(10000000–19999999)	Fitting, Plstc, E90, Bm08/Pm06	1
▲	13 1200239	(10000000–19999999)	Plate Wldt, Mtg, Hose–Reel [Cassoday]	1
▲	14 1200313	(10000000–19999999)	Reel Assy, Hose, Small	1
▲	15 1203947	(10000000–19999999)	Washer, Retainer, Spring	1
▲	16 1201393	(10000000–19999999)	Pawl, Ratchet	1
▲	17 08709	(10000000–19999999)	Nut, Hex, Lock, M8 X 1.25, NI	1
▲	18 1056719	(10000000–19999999)	Bolt, Shld, .41d X 0.35, M8 X 1.25	1
▲	19 1201423	(10000000–19999999)	Spring, Torsion, Hose Reel	1
▲	20 24584	(10000000–19999999)	Fitting, Brs, E90, Pf06/Pm06, Spcl	1
▲	21 1060128	(10000000–19999999)	Fitting, Brs, E90, Bm06/Pm06, Short	1
▲	22 33584	(10000000–19999999)	Clamp, Cable, Stl, 0.63d X 0.50w, 1hole	1
▲	23 06943	(10000000–19999999)	Screw, Hex, M6 X 1.00 X 20, 8.8	1
▲	24 08708	(10000000–19999999)	Nut, Hex, Lock, M6 X 1.00, NI	1
▲	25 1057816	(10000000–19999999)	Bushing, Sleeve, 1.00b 1.13d 1.750l, Fgl	1
▲	26 1057814	(10000000–19999999)	Washer, Thrust, Plstc 1.02b 1.38d	1
▲	27 32598	(10000000–19999999)	Washer, Flat, 1.02b 1.75d .12, Stl	1
▲	28 09005	(10000000–19999999)	Ring, Retaining, Ext, 1.00d, Basic	1
▲	29 1066919	(10000000–19999999)	Washer, Thrust, 50.0b 110.0d 0.79w	1
▲	30 1200394	(10000000–19999999)	Fitting, Swivel, Str, Pm06/Pm06, Brs	1
▲	31 47388	(10000000–19999999)	Fitting, Brs, E90, Em08/Pm06	1
▲	32 1061087	(10000000–19999999)	Hose, Rbr, 0.38id, Bulk, Blk [Push–Lok]	11
▲	33 1200665	(10000000–19999999)	Guide, Hose, Hdpe [Cassoday]	1
▲	34 12323	(10000000–19999999)	Screw, Pan, Phl, M4 X 0.70 X 20, Ss	4
▲	35 01683	(10000000–19999999)	Washer, Flat, 10, Ss	8
▲	36 33932	(10000000–19999999)	Nut, Hex, Lock, M4 X 0.70, NI, Ss	4
▲	37 1060428	(10000000–19999999)	Fitting, Stl, Str, Bm06/Pm06, Swivel	1
▲	38 1027976	(10000000–19999999)	Fitting, Brs, Str, Pf06/Pm12	1
▲	39 769785	(10000000–19999999)	Nozzle, Spray, Gun	1
▲	40 1201096	(10000000–19999999)	Hook, Nozzle, Hdpe	1
▲	41 09744	(10000000–19999999)	Screw, Hex, M6 X 1.00 X 12, Ss	6
▲	42 1200732	(10000000–19999999)	Plate, Mtg, Hose Reel	1
▲	43 08716	(10000000–19999999)	Screw, Hex, M6 X 1.00 X 20, Ss	1

Fig. 17 - Vacuum Wand Kit

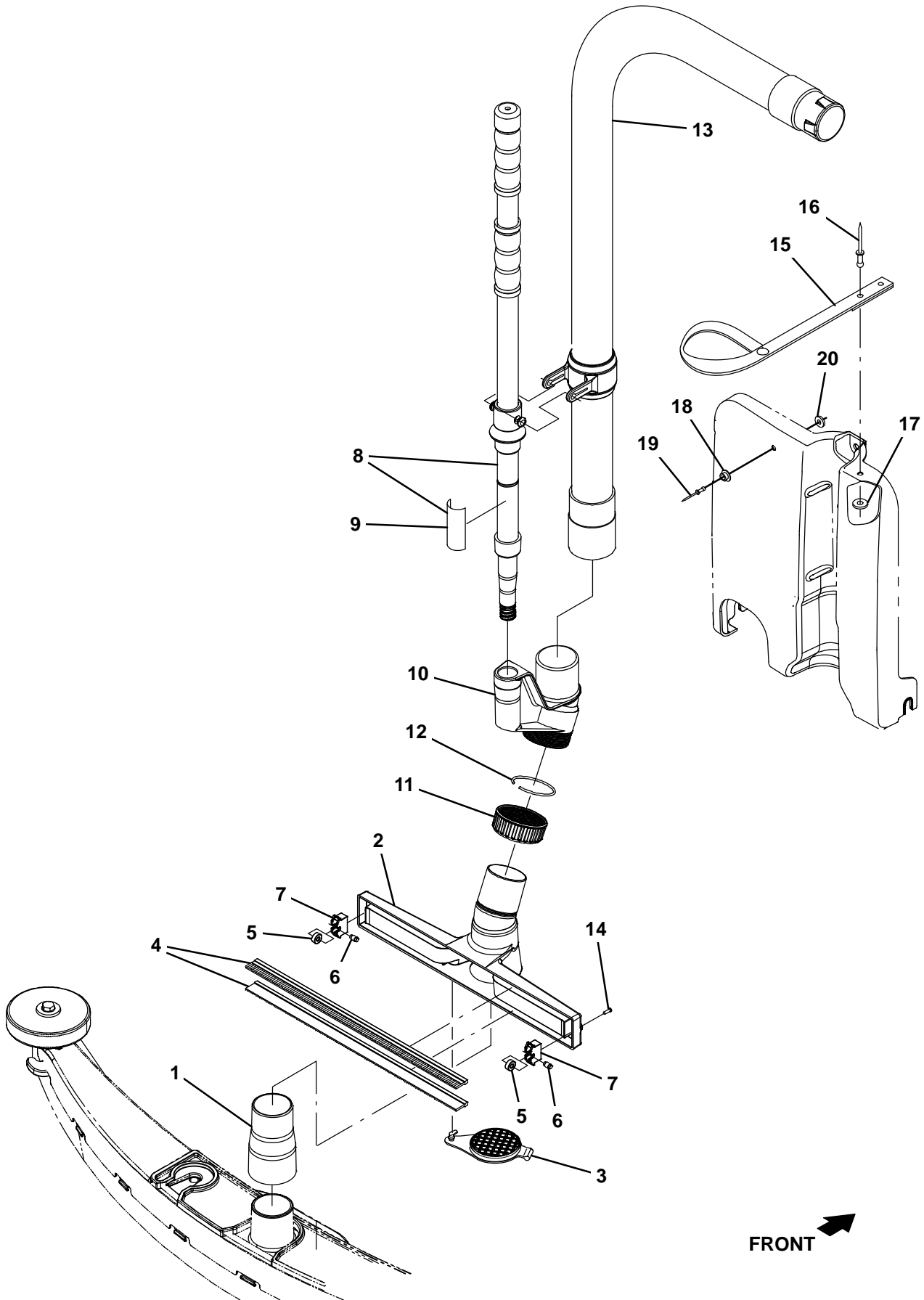


Fig. 17 – Vacuum Wand Kit

Ref.	Part No.	Serial Number	Description	Qty.
▽	9010356	(10000000–19999999)	Wand Kit, Wet, Ci [T12]	1
▲	1 1060536	(10000000–19999999)	Cuff, Adapter, 1.75 X 2.00, Pvc	1
▲	2 1060440	(10000000–19999999)	Squeegee, Hand	1
▲	3 1060691	(10000000–19999999)	Plug, Adapter, Port	1
▲	4 1061356	(10000000–19999999)	Retainer, Blade, Sqge, 14.2l	2
▲	5 1061570	(10000000–19999999)	Bearing, Ball, 0.24b 0.51d 0.20w [2seal]	2
▲	6 1061571	(10000000–19999999)	Pin, Axle, Brg	2
▲	7 1022671	(10000000–19999999)	Housing, Sqge, Holder, Wheel, F/609648	2
▲▽	8 9008155	(10000000–19999999)	Handle Kit, Wand, Afmkt	1
▲▲	9 1062659	(10000000–19999999)	Label, Opertnl, Vacuum Wand Handle	1
▲	10 1060708	(10000000–19999999)	Adapter, Swivel, 1.75, Abs	1
▲	11 1060718	(10000000–19999999)	Nut, Compression, 2.25–12, Abs	1
▲	12 1060720	(10000000–19999999)	Ring, Compression	1
▲	13 1200642	(10000000–19999999)	Hose Assy, Sqge, W/2cuff [Cassoday]	1
▲	14 763149	(10000000–19999999)	Screw, Pan, 06– X 0.38, F/ Plstc	2
▲	15 1061811	(10000000–19999999)	Strap, Retainer, Handle	1
▲	16 1067350	(10000000–19999999)	Rivet, Blind, .188d X 0.53 X .62d, Alm	2
▲	17 86308	(10000000–19999999)	Washer, Flat, .19b .50d .06, Alm, Blind	2
▲	18 1061812	(10000000–19999999)	Catch, Snap, Push, Mal	1
▲	19 01335	(10000000–19999999)	Rivet, Blind, .125d X 0.44 X .25d, Alm	1
▲	20 02892	(10000000–19999999)	Washer, Flat, 0.12b 0.38d .03, PI	1

Fig. 18 – Telemetry Group

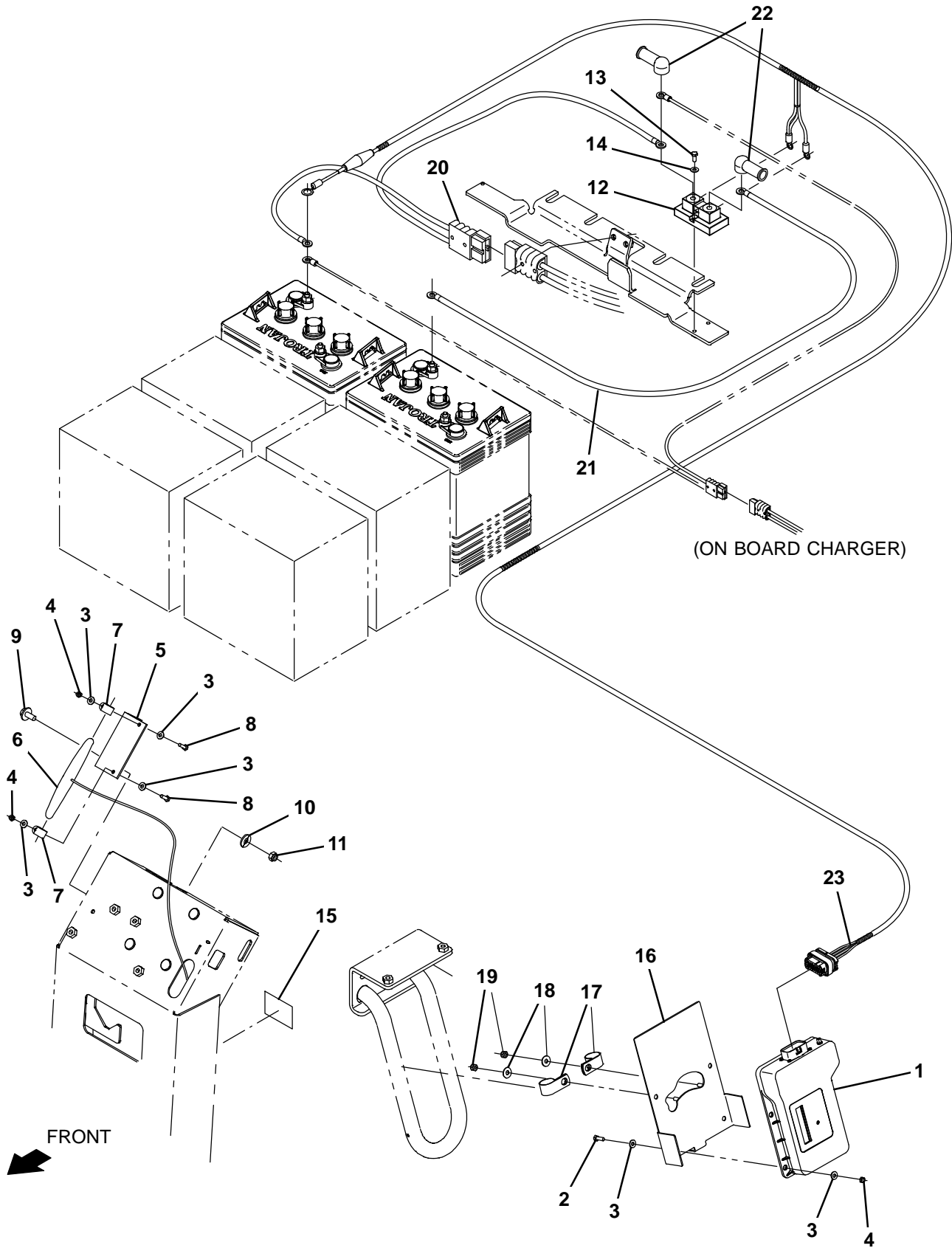


Fig. 18 – Telemetry Group

Ref.	Part No.	Serial Number	Description	Qty.
	1	1069467	(10000000–19999999) Controlbox Assy, Telem [Usa]	1
	1	1070541	(10000000–19999999) Controlbox Assy, Telem [Canada]	1
	2	24199	(10000000–19999999) Screw, Hex, M5 X 0.80 X 16, Ss	4
	3	01683	(10000000–19999999) Washer, Flat, 10, Ss	12
	4	06549	(10000000–19999999) Nut, Hex, Lock, M5 X 0.80, NI	6
	5	1070402	(10000000–19999999) Angle, Mtg, Antenna, Telem	1
	6	1070659	(10000000–19999999) Antenna, Telem, 70 In [Gprs]	1
	7	140916	(10000000–19999999) Clamp, Cable, Nyl, 0.62d, Nat	2
	8	24199	(10000000–19999999) Screw, Hex, M5 X 0.80 X 16, Ss	2
	9	1020341	(10000000–19999999) Screw, Hex, M8 X 1.25 X 20, Ss, Sems	2
	10	01685	(10000000–19999999) Washer, Flat, 0.38b 0.88d .08, Ss	2
	11	08713	(10000000–19999999) Nut, Hex, Lock, M8 X 1.25, NI, Ss	2
	12	1070384	(10000000–19999999) Shunt, 050mv 250a	1
	13	12323	(10000000–19999999) Screw, Pan, Phl, M4 X 0.70 X 20, Ss	2
	14	19064	(10000000–19999999) Washer, Flat, 0.16b 0.38d .05, Pl, 06	2
	15	1069580	(10000000–19999999) Label, Opertnl, Telem [Fcc/lc]	1
	16	1203695	(10000000–19999999) Bracket Wldt, Mtg, Box	1
	17	69234	(10000000–19999999) Clamp, Cable, Stil, 1.00d X 0.75w, 1hole	2
	18	01684	(10000000–19999999) Washer, Flat, 0.27b 0.69d .05, Ss	2
	19	08712	(10000000–19999999) Nut, Hex, Lock, M6 X 1.00, NI, Ss	2
	20	1070978	(10000000–19999999) Cable Assy, 4ga [T12 – Telemetry]	1
	21	1070498	(10000000–19999999) Cable, 4ga, Blk [6200e, Telemetry]	1
	22	611221	(10000000–19999999) Boot, Terminal, Battery, 25.4mm, Blk	2
▽	23	1070042	(10000000–19999999) Harness, Ele, [Telemetry T12]	1
▲		9009990	(10000000–19999999) Fuse. 002A. 250Vdc, Cartridge	1

Fig. 19 - Battery Group, 36V 360Ah

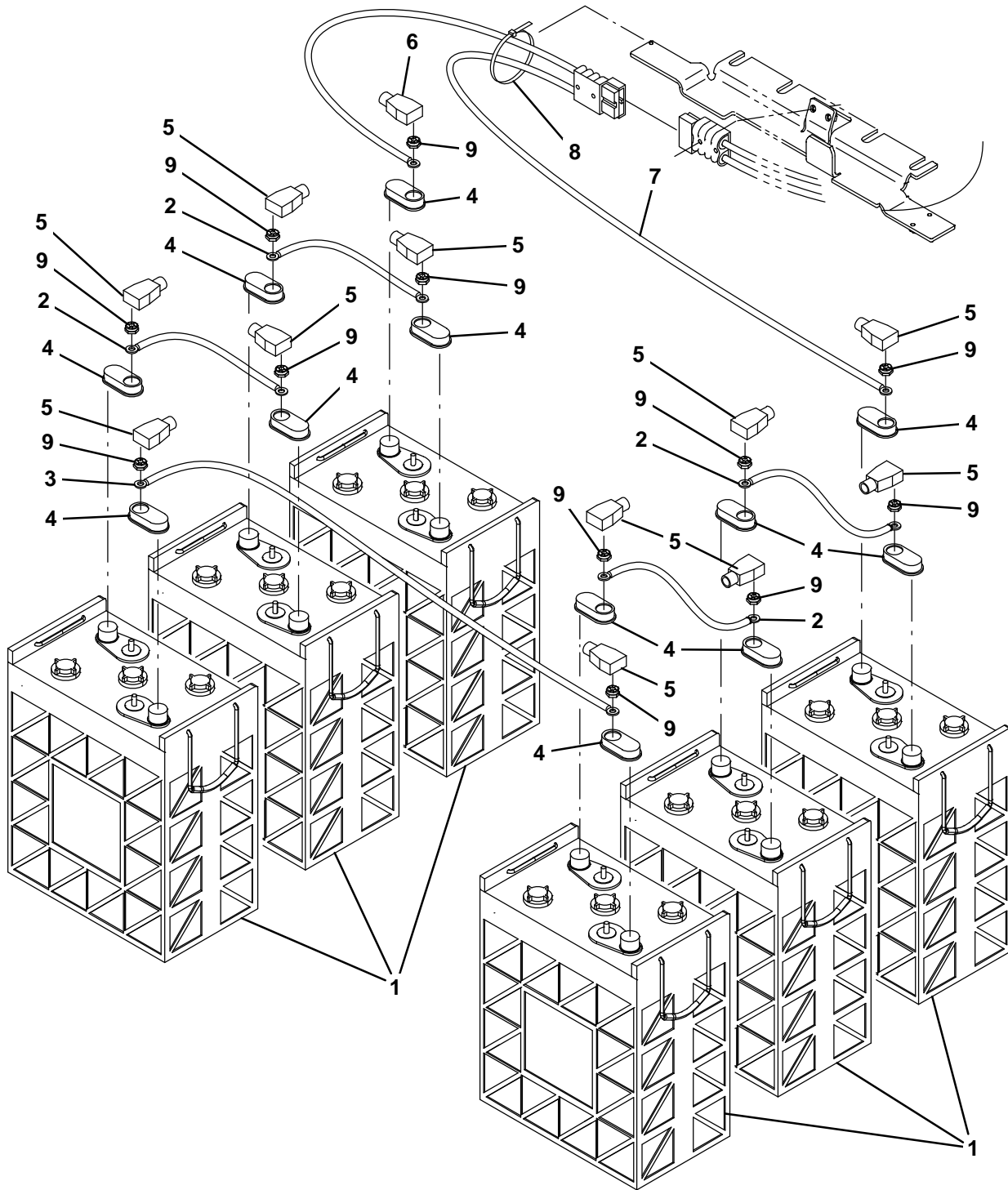
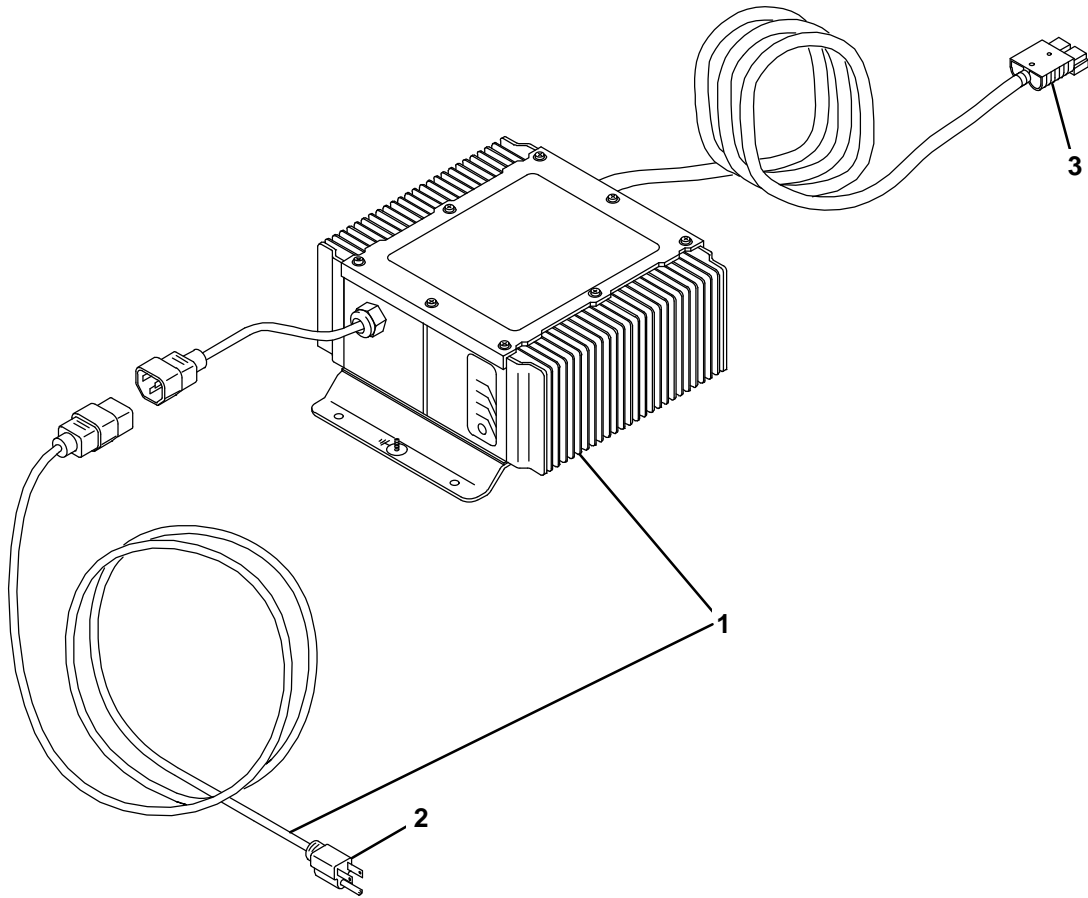


Fig. 19 – Battery Group, 36V 360Ah

Ref.	Part No.	Serial Number	Description	Qty.
1	1070587	(10000000–19999999)	Battery, Wet, 06Vdc 0360Ah, W/Carton	6
2	223356	(10000000–19999999)	Cable, 04ga 12.0l Blk .34ring /.34ring	4
3	223364	(10000000–19999999)	Cable, 04ga 18.0l Blk .34ring /.34ring	1
4	1041030	(10000000–19999999)	Cap, Battery	12
5	68872	(10000000–19999999)	Boot, Terminal, Battery, 02–01Ga, Blk	10
6	68873	(10000000–19999999)	Boot, Terminal, Battery, 02–01Ga, Red	1
7	223361	(10000000–19999999)	Cable Assy, 04ga .34ring /.34ring, 175a	1
8	130773	(10000000–19999999)	Tie, Cable, Nyl, 11.0l, .14w, 3.0 Max. D	1
9	87435	(10000000–19999999)	Nut, Hex, Flexlock, .31–18	12

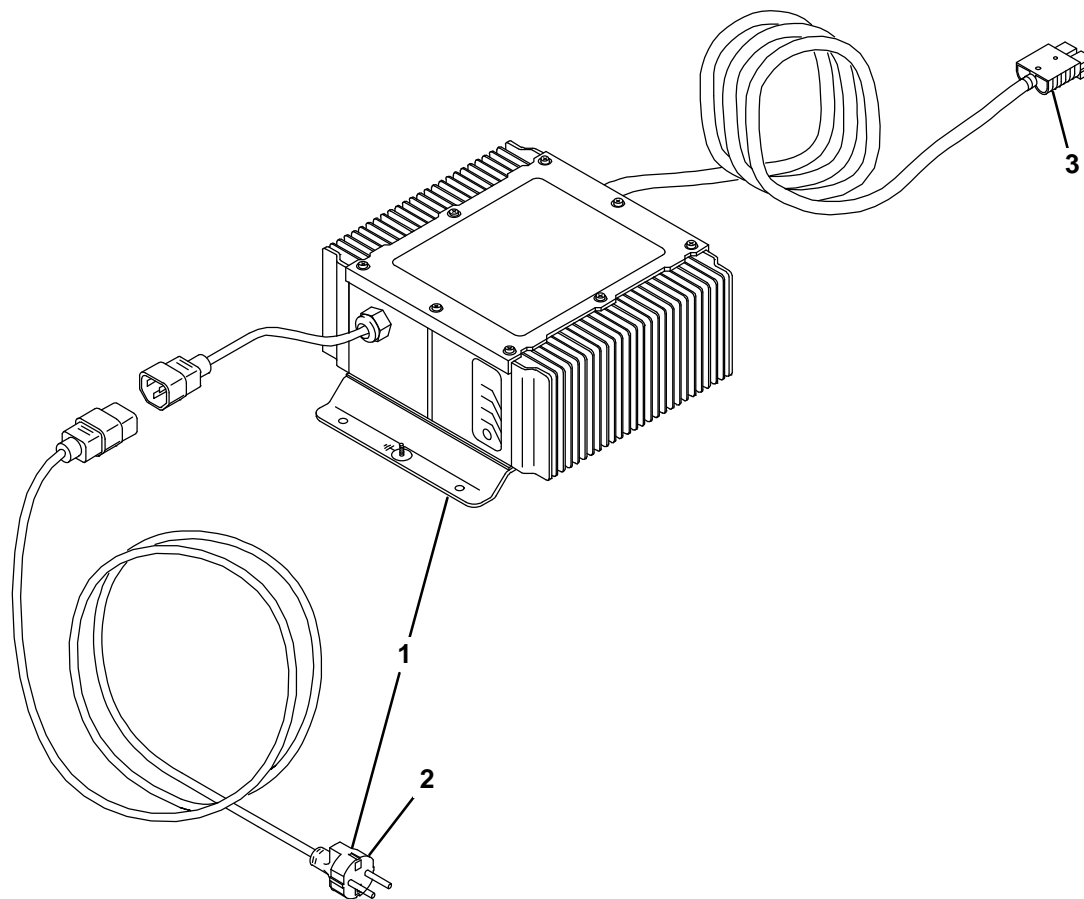
Fig. 20 – Battery Charger Group



356199

	Ref.	Part No.	Serial Number	Description	Qty.
▽	1	9001055	(10000000–19999999)	Charger Kit, 36vdc 021a, 1ph,Domestic,Ci	1
▲	2	1017079	(10000000–19999999)	Cord, Extn, 16ga /3, 10ft [Sjt]	1
▲	3	130155	(10000000–19999999)	Connector, Battery, 6ga 50a, Gray[2cont]	1

Fig. 21 – Battery Charger Group, International Only



356201

	Ref.	Part No.	Serial Number	Description	Qty.
▽	1	9001062	(10000000-19999999)	Charger Kit, 36vdc 021a, 1ph, Ci	1
▲	2	1019426	(10000000-19999999)	Cord, Chrgr, Ele, [Japanese]	1
▲	3	130155	(10000000-19999999)	Connector, Battery, 6ga 50a, Gray[2cont]	1
	Ref.	Part No.	Serial Number	Description	Qty.
▽	1	9001054	(10000000-19999999)	Charger Kit, 36Vdc 21A 85-265Vac, 1Ph 45/65Hz	1
▲	2	1019242	(10000000-19999999)	Cord, Chrgr, Ele {European}	1
▲	3	130155	(10000000-19999999)	Connector, Battery, 6ga 50a, Gray[2cont]	1

Fig. 22 – Battery Charger Group

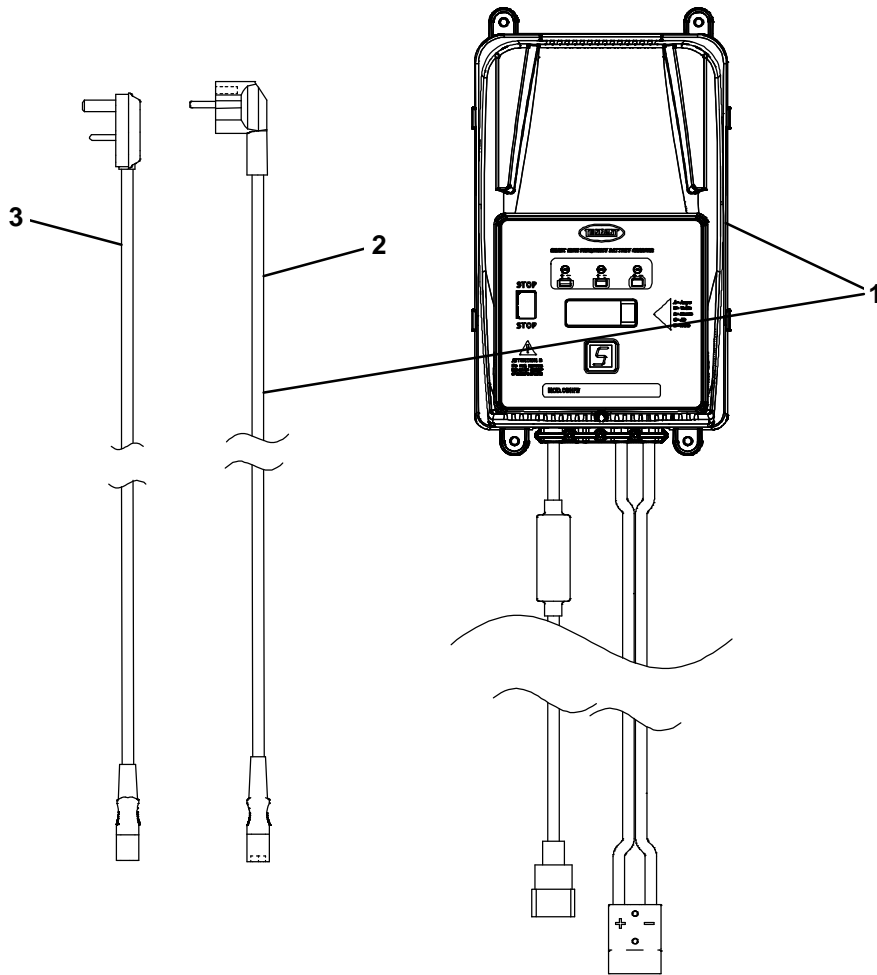


Fig. 22 – Battery Charger Group

	Ref.	Part No.	Serial Number	Description	Qty.
▽	1	1071798	(10000000–19999999)	Charger, 36Vdc 030A Wet Sb050G 230Vac	1
▲	2	1043746	(10000000–19999999)	Cable, Charger Eu Bc5 & 7	1
▲	3	1041716	(10000000–19999999)	Cable, Charger Uk, Bc5 & 7 (UK Only)	1

Fig. 23 – On-Board Charger Kit

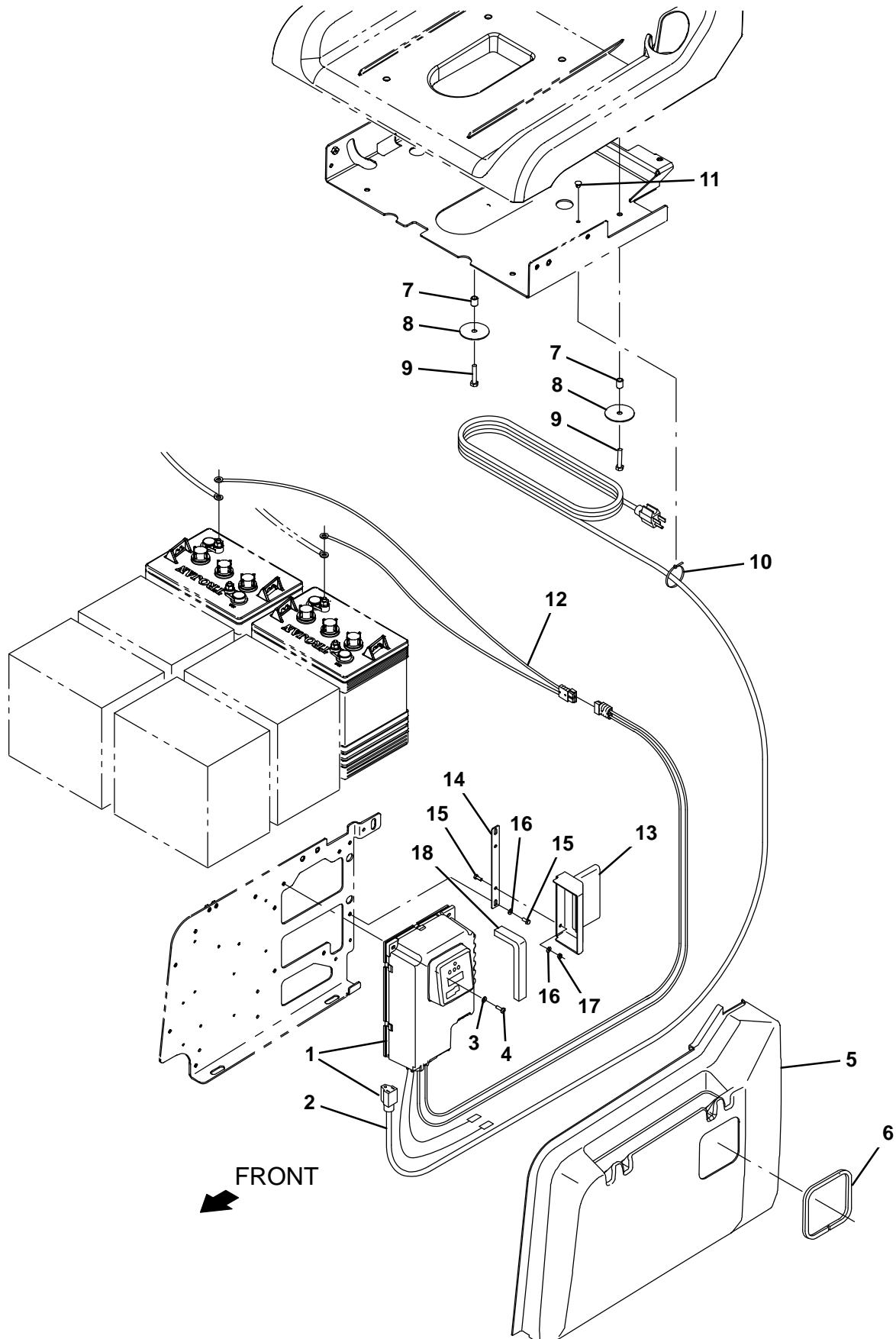


Fig. 23 – On-Board Charger Kit

Ref.	Part No.	Serial Number	Description	Qty.
▽	9009866	(10000000-19999999)	Charger Kit, On-Board, Us Ci [T12]	1
▲▽	1 1206254	(10000000-19999999)	Charger, 36vdc 20a 115vac [Ob Us]	1
▲▲	1030692	(10000000-19999999)	Fuse, 15a, Replmt	1
▲▲	2 1025642	(10000000-19999999)	Cord, Power, 16/3, 15ft Blk [Us]	1
▲	3 140011	(10000000-19999999)	Washer, Flat, 0.21b 0.45d .03, Ss	3
▲	4 06933	(10000000-19999999)	Screw, Pan, Phl, M5 X 0.80 X 16, 4.8	3
▲	5 1201501	(10000000-19999999)	Cover, Access, Chrgr, Trimmed	1
▲	6 1020170	(10000000-19999999)	Molding, Afmkt, Trim, Pvc, .08 .11, 02ft	1
▲	7 80395	(10000000-19999999)	Sleeve, P/M, 0.32b 0.50d 0.7l [430ss]	2
▲	8 373117	(10000000-19999999)	Washer, Flat, 0.38b 2.25d .07, Stil, Pnt	2
▲	9 09011	(10000000-19999999)	Screw, Hex, M8 X 1.25 X 30, Ss	2
▲	10 763115	(10000000-19999999)	Tie, Cable, 6.0l, 1.25d Max	1
▲	11 1202868	(10000000-19999999)	Clip, Tie, 0.25d, Plstc	1
▲	12 1070508	(10000000-19999999)	Cable Assy, 6ga [6100e – Telemetry]	1
▲	13 1206036	(10000000-19999999)	Duct, Outlet, Heat	1
▲	14 1206052	(10000000-19999999)	Plate, Mtg, Heat Duct	1
▲	15 09738	(10000000-19999999)	Screw, Hex, M5 X 0.80 X 12, Ss	4
▲	16 140011	(10000000-19999999)	Washer, Flat, 0.21b 0.45d .03, Ss	4
▲	17 09739	(10000000-19999999)	Nut, Hex, Lock, M5 X 0.80, NI, Ss	2
▲	18 1206096	(10000000-19999999)	Seal, Foam, 0.50 0.75w 8.0l, Pvc, Adh	1

Fig. 24 – On-Board Charger Group, International

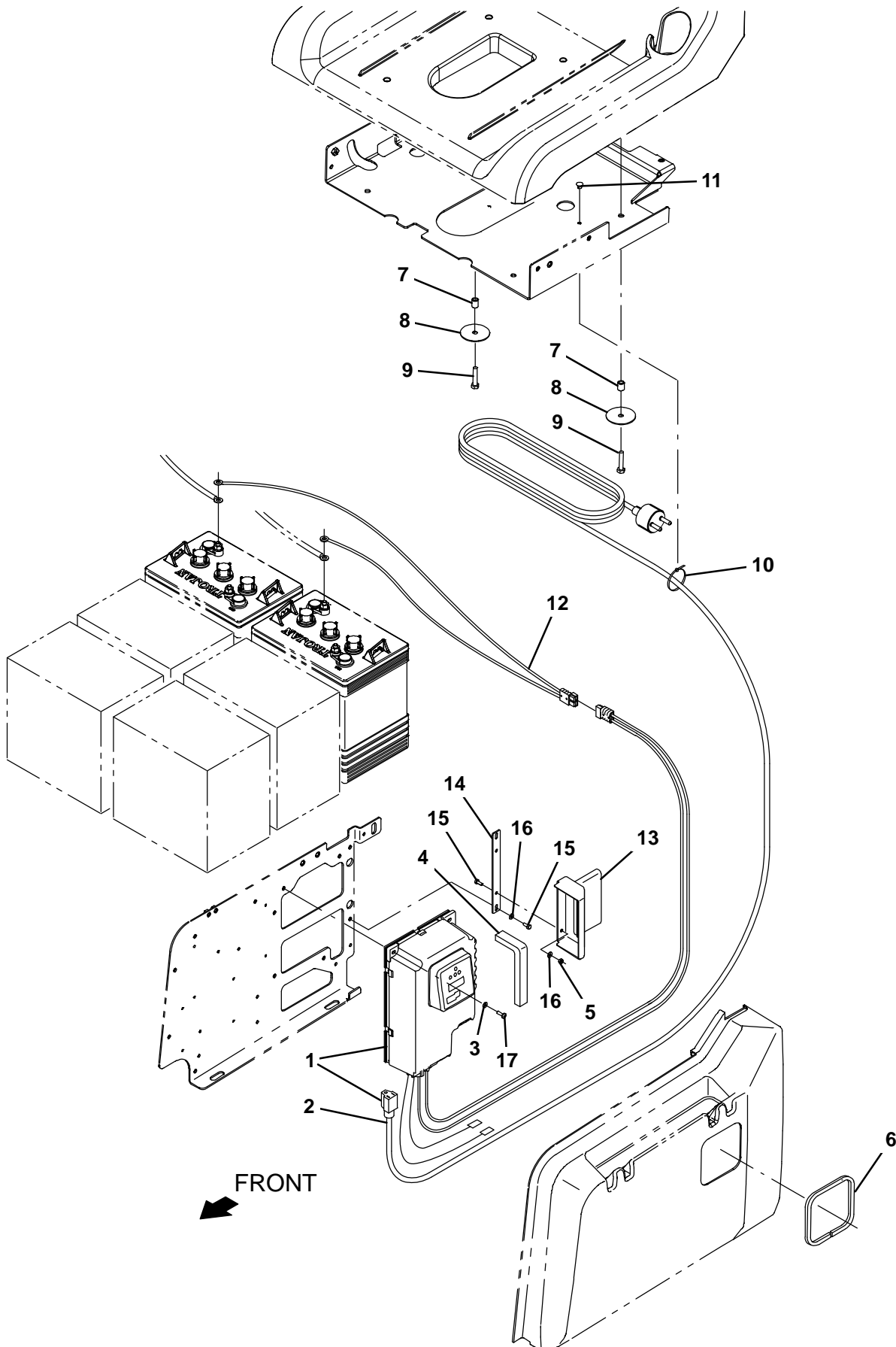
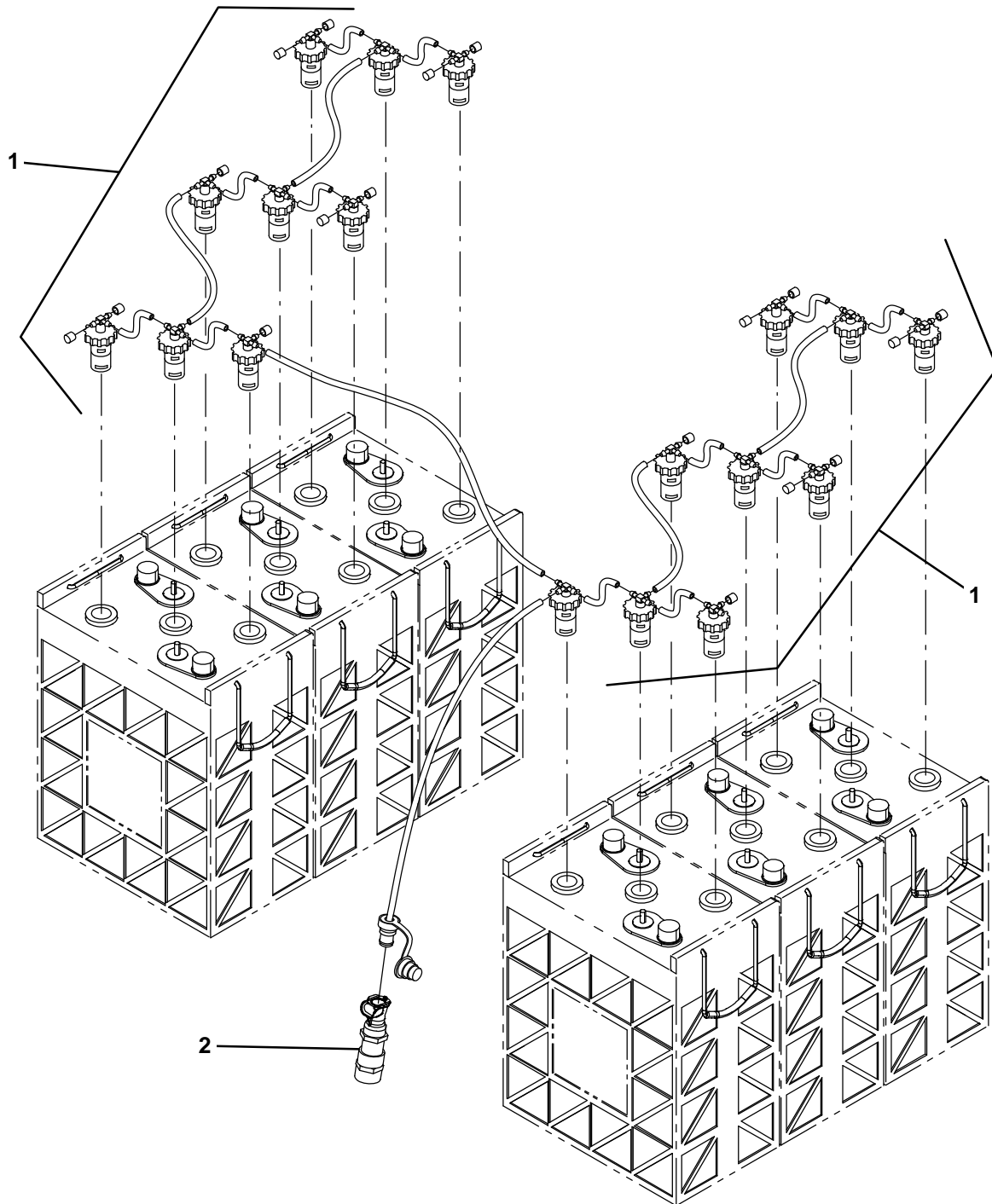


Fig. 24 – On-Board Charger Group, International

	Ref.	Part No.	Serial Number	Description	Qty.
▽	1	1066112	(10000000-19999999)	Charger, 36vdc 20a 230/240vac [Ob Exp]]	1
▲		1030692	(10000000-19999999)	Fuse, 15a, Replmt	1
▲	2	1019242	(10000000-19999999)	Cord, Chrgr, Ele [European]	1
▲	2	1026325	(10000000-19999999)	Cord, Power, 1.0mm2/3 Blk[2.5Meter, Australia]	1
	3	140011	(10000000-19999999)	Washer, Flat, 0.21b 0.45d .03, Ss	3
	4	1206096	(10000000-19999999)	Seal, Foam, 0.50 0.75w 8.0l, Pvc, Adh	1
	5	09739	(10000000-19999999)	Nut, Hex, Lock, M5 X 0.80, NI, Ss	2
	6	1020170	(10000000-19999999)	Molding, Afmkt, Trim, Pvc, .08 .11, 02ft	1
	7	80395	(10000000-19999999)	Sleeve, P/M, 0.32b 0.50d 0.7l [430ss]	2
	8	373117	(10000000-19999999)	Washer, Flat, 0.38b 2.25d .07, Stil, Pnt	2
	9	09011	(10000000-19999999)	Screw, Hex, M8 X 1.25 X 30, Ss	2
	10	763115	(10000000-19999999)	Tie, Cable, 6.0l, 1.25d Max	1
	11	1202868	(10000000-19999999)	Clip, Tie, 0.25d, Plstc	1
	12	1070508	(10000000-19999999)	Cable Assy, 6ga [6100e – Telemetry]	1
	13	1206036	(10000000-19999999)	Duct, Outlet, Heat	1
	14	1206052	(10000000-19999999)	Plate, Mtg, Heat Duct	1
	15	09738	(10000000-19999999)	Screw, Hex, M5 X 0.80 X 12, Ss	4
	16	140011	(10000000-19999999)	Washer, Flat, 0.21b 0.45d .03, Ss	4
	17	06933	(10000000-19999999)	Screw, Pan, Phl, M5 X 0.80 X 16, 4.8	3

Fig. 25 – Flow-Rite™ Battery Water Manifold Kit

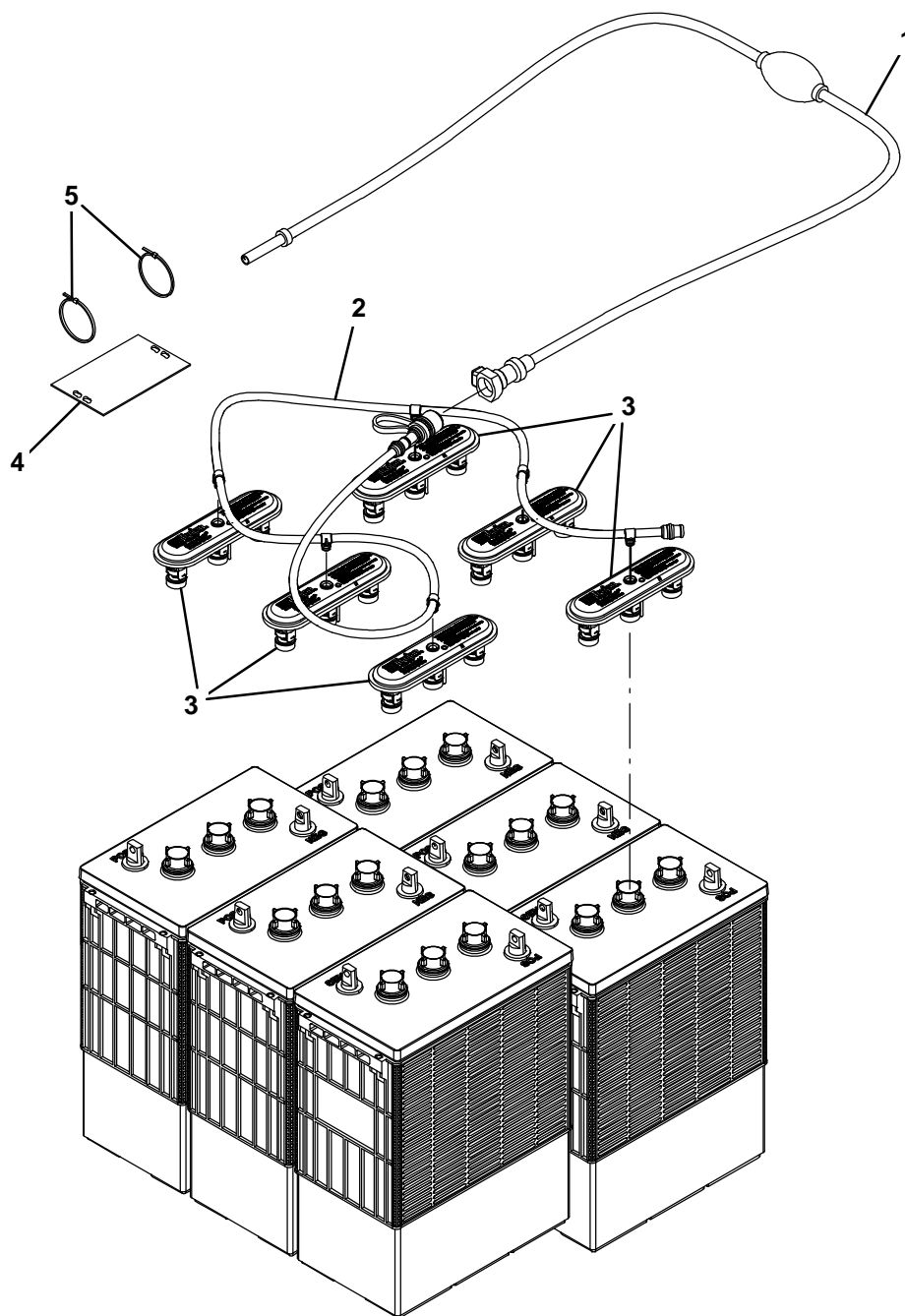


356352

Ref.	Part No.	Serial Number	Description	Qty.
▽	9009870	(1000000–1999999)	Manifold Kit, Sys, Water, Battery, Di	1
▲ 1	1060756	(1000000–1999999)	Manifold, Sys, Water, Battery	1
▲ 2	1061926	(1000000–1999999)	Valve, Reg, Water	1

Flow-Rite is a registered trademark of Flow-Rite Controls

Fig. 26 – Hydrolink® Battery Watering System Kit



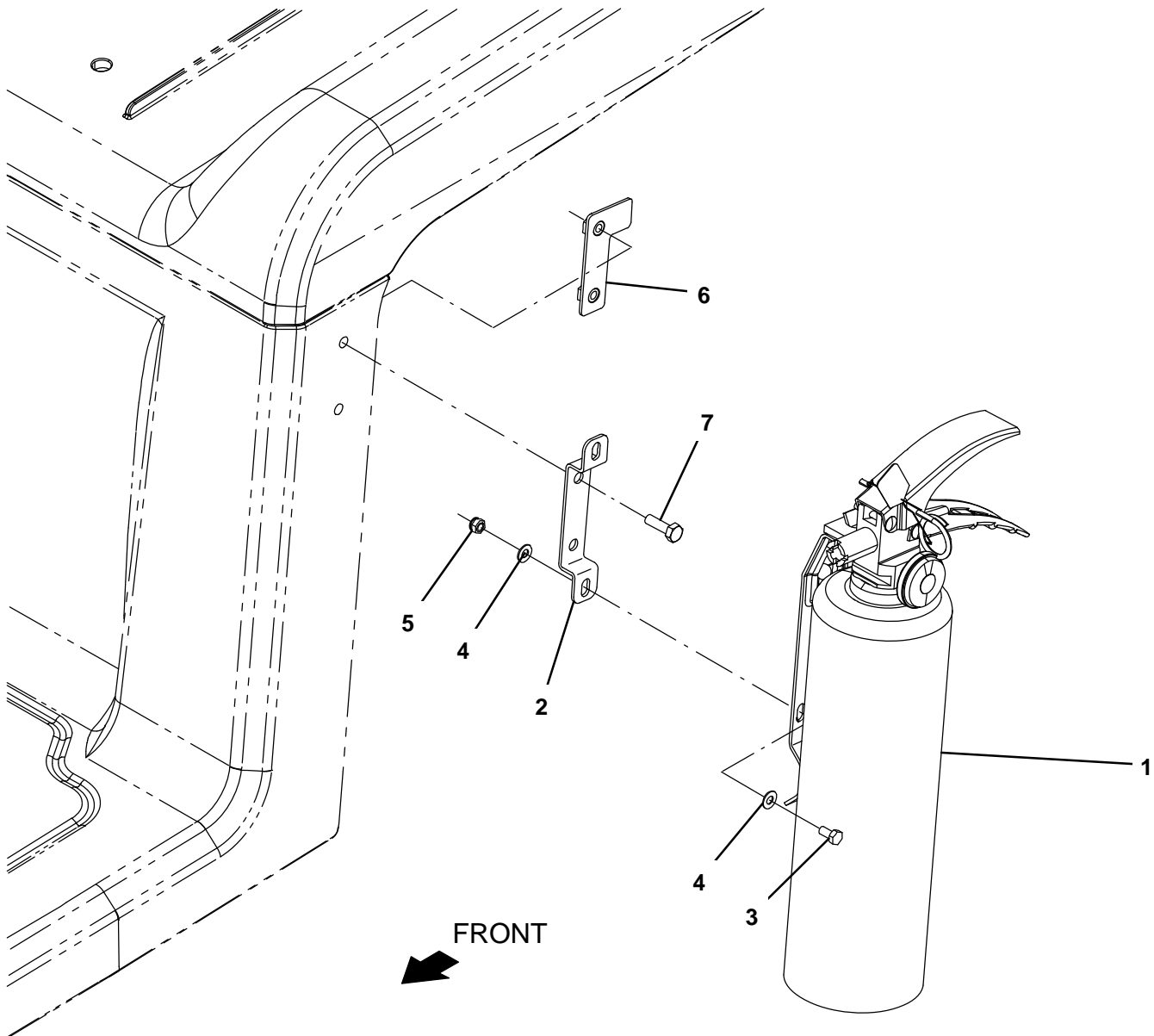
355205

Ref.	Part No.	Serial Number	Description	Qty.
∇	9010301*	(10000000–)	Pump Kit, Fill, Battery,36vdc,Ci[Trojan]	1
▲ 1	1058939	(10000000–)	Pump Kit, Fill, Battery	1
▲ 2	1201997	(10000000–)	Tube, Water, Battery, 36vdc [Trojan]	1
▲ 3	1204142	(10000000–)	Cap, Fill, Battery [Trojan]	6
▲ 4	1071084	(10000000–)	Label, Tag, Battery [Hydrolink Watering]	1
▲ 5	130773	(10000000–)	Tie, Cable, Nyl, 11.0l, .14w, 3.0 Max. D	2

*This kit is intended for use with Trojan® Lead Acid Batteries Only.

Hydrolink® is a registered trademark of Trojan® Battery Company.

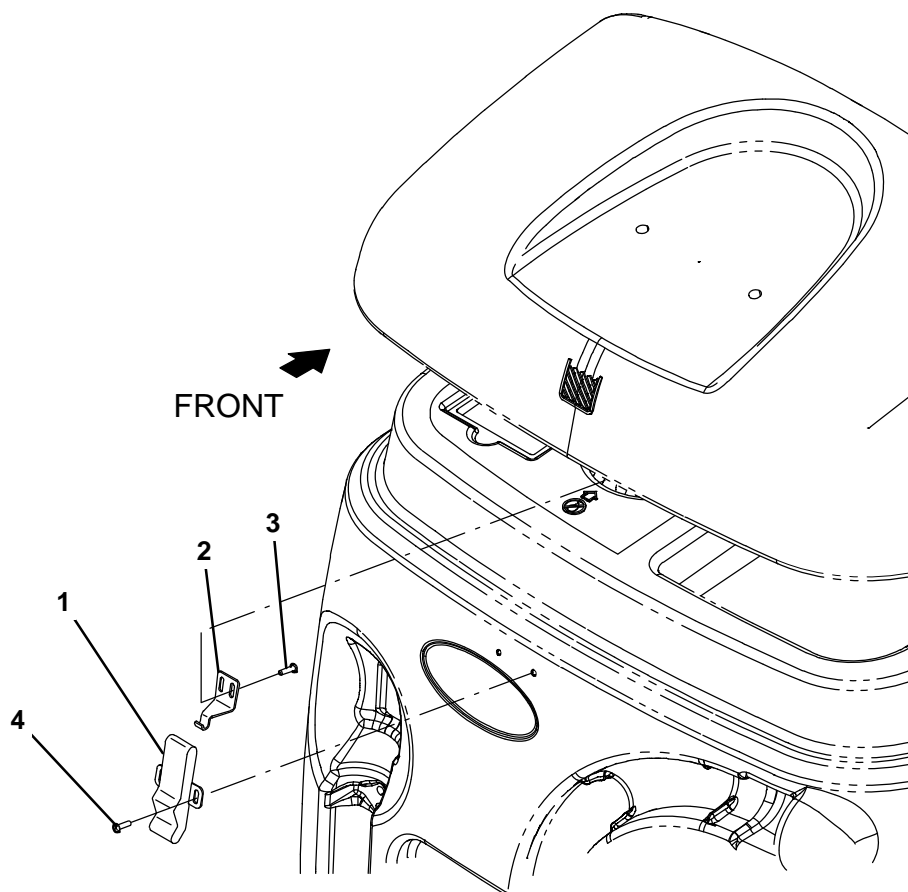
Fig. 27 – Fire Extinguisher Group



356351

Ref.	Part No.	Serial Number	Description	Qty.
1	25312	(10000000-19999999)	Extinguisher, Fire, 2.5 Lb Dry	1
2	1205877	(10000000-19999999)	Bracket, Mtg, Extinguisher	1
3	09738	(10000000-19999999)	Screw, Hex, M5 X 0.80 X 12, Ss	2
4	140011	(10000000-19999999)	Washer, Flat, 0.21b 0.45d .03, Ss	4
5	09739	(10000000-19999999)	Nut, Hex, Lock, M5 X 0.80, NI, Ss	2
6	1205889	(10000000-19999999)	Plate Wldt, Mtg, Extinguisher	1
7	08716	(10000000-19999999)	Screw, Hex, M6 X 1.00 X 20, Ss	2

Fig. 28 – Transport Group



356355

Ref.	Part No.	Serial Number	Description	Qty.
1	140932	(10000000-19999999)	Latch, Draw, Rbr, W/ Keeper, Fr/49800	1
2	1205666	(10000000-19999999)	Bracket, Catch, Latch	1
3	360973	(10000000-19999999)	Screw, Pan, 12-16 X 0.50, F/ Plstc	2
4	140825	(10000000-19999999)	Screw, Pan, Phl, 06 X 0.50, Fmg/Ab, Blk	2

Fig. 29 – Documentation Group

Ref.	Part No.	Serial Number	Description	Qty.
9009910		(10000000–19999999)	Manual, Oprtr [T12 Ele, En, Na]	1
9009911		(10000000–19999999)	Manual, Oprtr [T12 Ele, Es, Na]	1
9009912		(10000000–19999999)	Manual, Oprtr [T12 Ele, Fr, Na]	1
9009913		(10000000–19999999)	Manual, Oprtr [T12 Ele, Ptb]	1
9009914		(10000000–19999999)	Manual, Oprtr [T12 Ele, Jp]	1
9009915		(10000000–19999999)	Manual, Oprtr [T12 Ele, Cn]	1
9009916		(10000000–19999999)	Manual, Parts [T12 Ele, En, Na/Int] (S/N 1000000–1999999)	1
9012729		(30000000–39999999)	Manual, Parts [T12 Ele, EN] (S/N 3000000–3999999)	1
9009917		(10000000–19999999)	Manual, Service Info [T12 Ele, En]	1
9009890		(10000000–19999999)	Dvd, Operator [T12]	1
9011140		(10000000–19999999)	Instr, Use&Care, Wallchart [T12]	1



To view, print, order, download the latest Parts manual, other language Operator manuals, and Use and Care Guides (wall charts) visit:

www.tennantco.com/manual

SECTION 4

Contents	Page
Fig. 1 – ec-H2O Module Assembly Breakdown, 9010933	4-2
Fig. 2 – Steering Control Breakdown, 1200203 ..	4-4
Fig. 3 – Drive Wheel Breakdown, 1200150	4-5
Fig. 4 – Accelerator and Brake Pedal Assembly Breakdown, 1200253	4-6

Fig. 1 – ec-H2O Module Assembly Breakdown, 9010933

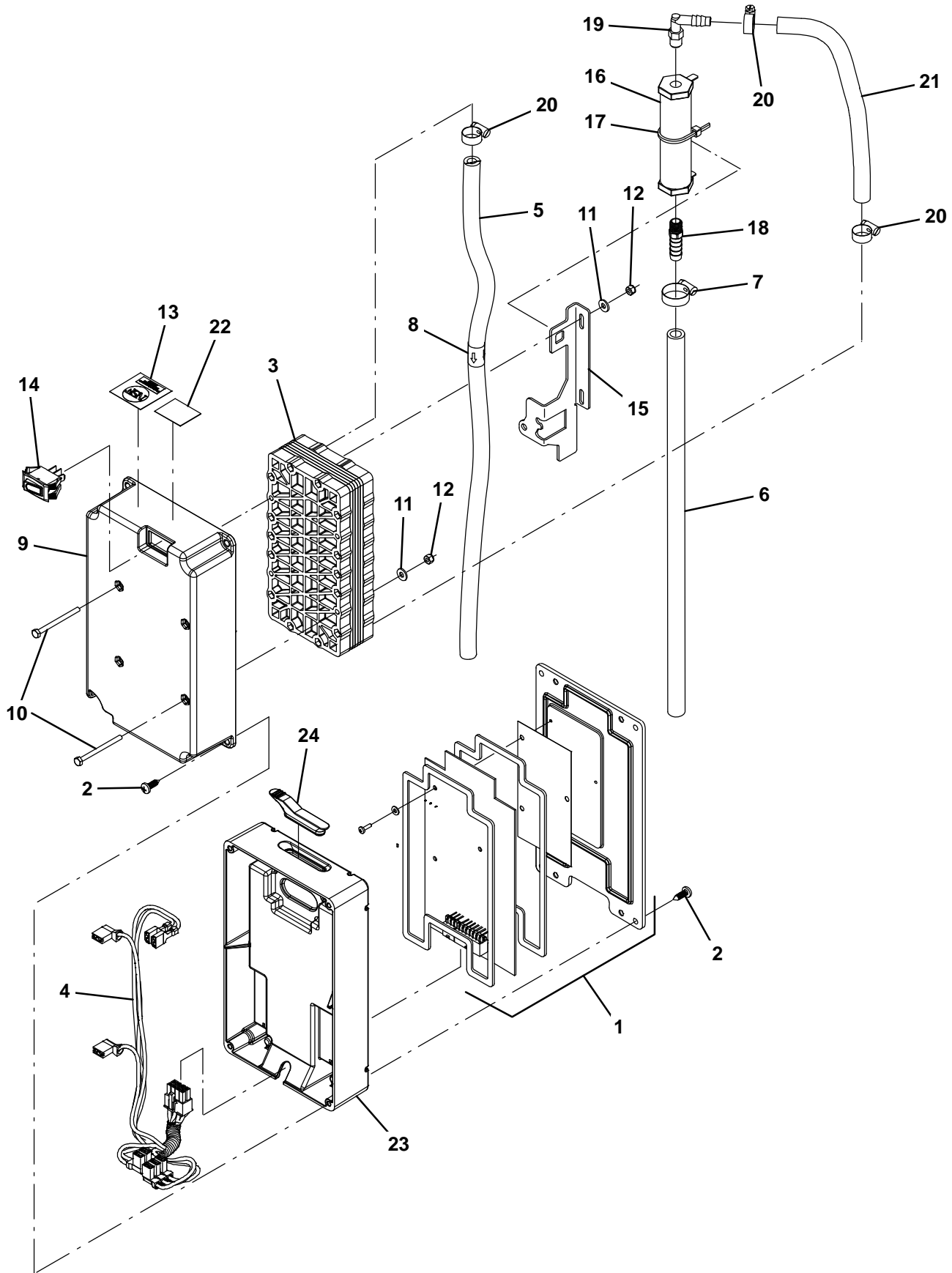
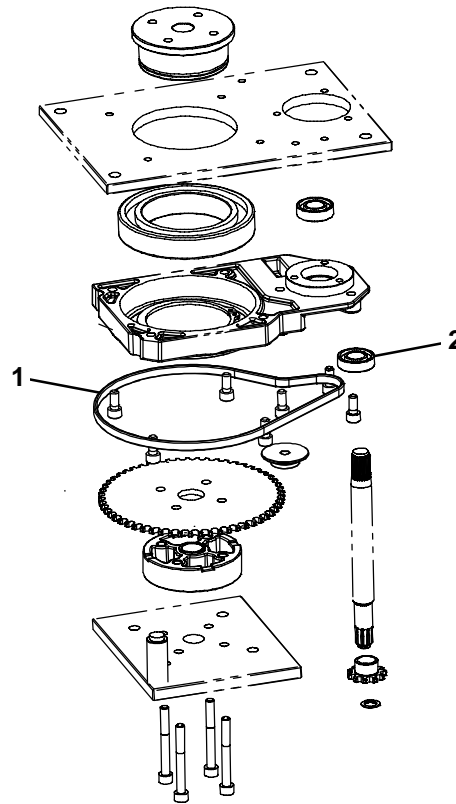


Fig. 1 – ec-H2O Module Assembly Breakdown, 9010933

Ref.	Part No.	Serial Number	Description	Qty.
▽	9010933	(10000000-19999999)	Ec-H2o Module Kit, Afmkt [T12]	1
▲	1 9020262	(10000000-19999999)	Circuit Board Kit, Ec-H2o, Afmkt [T12]	1
▲	2 1018155	(10000000-19999999)	Screw, Pan, Phl, M5 X 0.80 X 16, Tcut,Ss	8
▲	3 1057637	(10000000-19999999)	Electrode, 5 Plate, High Flow	1
▲	4 1069708	(10000000-19999999)	Harness, Ele, Ech2o [T12 Module]	1
▲	5 9006268	(10000000-19999999)	Hose, Pvc, Brd, 0.38id, 01Ft, Clr	1
▲	6 1014971	(10000000-19999999)	Hose, Afmkt, Pvc, Brd, 01Ft, Clr	1
▲	7 54333	(10000000-19999999)	Clamp, Hose, Wormdrive, 0.31-0.88d, .31w	1
▲	8 1049637	(10000000-19999999)	Label, Direction [Ec-H2o]	1
▲	9 1051519	(10000000-19999999)	Housing, Upper, Module, High Flow	1
▲	10 32509	(10000000-19999999)	Screw, Hex, M4 X 0.70 X 50, Ss	4
▲	11 41579	(10000000-19999999)	Washer, Flat, 08, Ss	4
▲	12 33932	(10000000-19999999)	Nut, Hex, Lock, M4 X 0.70, NI, Ss	4
▲	13 1046041	(10000000-19999999)	Label, Module [Nsf, Ec-H2o]	1
▲	14 1044393	(10000000-19999999)	Switch, Rocker, Spst, Mom	1
▲	15 1048741	(10000000-19999999)	Bracket, Valve, Large	1
▲	16 1062006	(10000000-19999999)	Electrode, Cylindrical	1
▲	17 130773	(10000000-19999999)	Tie, Cable, Nyl, 11.0l, .14w, 3.0 Max. D	1
▲	18 1055552	(10000000-19999999)	Fitting, Brs, Str, Bm06/Pm02	1
▲	19 1051268	(10000000-19999999)	Fitting, Plstc, E90, Bm05/Pm02, Nyl	1
▲	20 43844	(10000000-19999999)	Clamp, Hose, Wormdrive, 0.25-0.62d, .31w	3
▲	21 1014971	(10000000-19999999)	Hose, Afmkt, Pvc, Brd, 01Ft, Clr	1
▲	22 1068763	(10000000-19999999)	Label, Date Code [Ec-H2o]	1
▲	23 1037032	(10000000-19999999)	Housing, Bottom	1
▲	24 1054776	(10000000-19999999)	Grommet, Blind	1

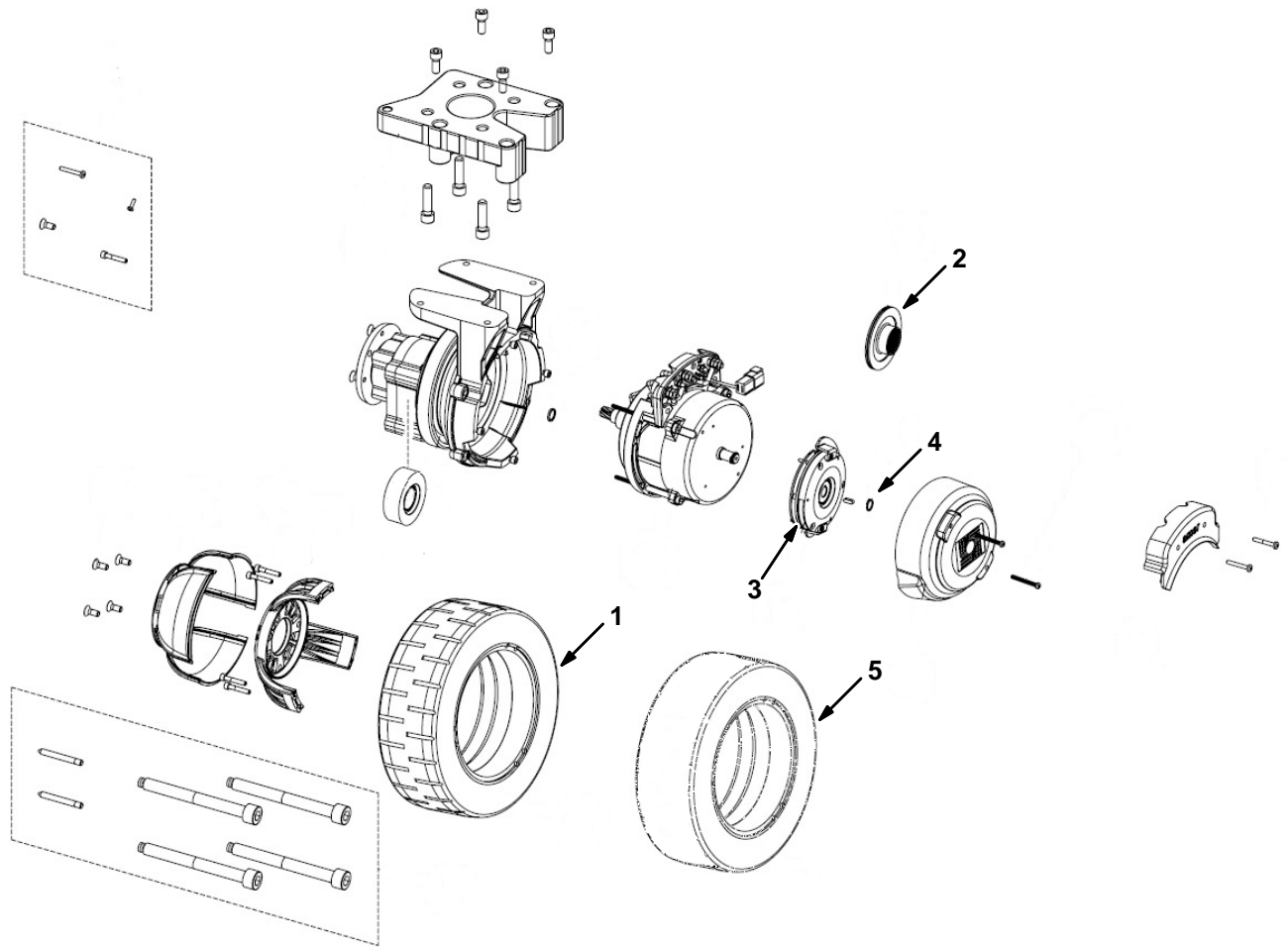
Fig. 2 – Steering Control Breakdown, 1200203



356361

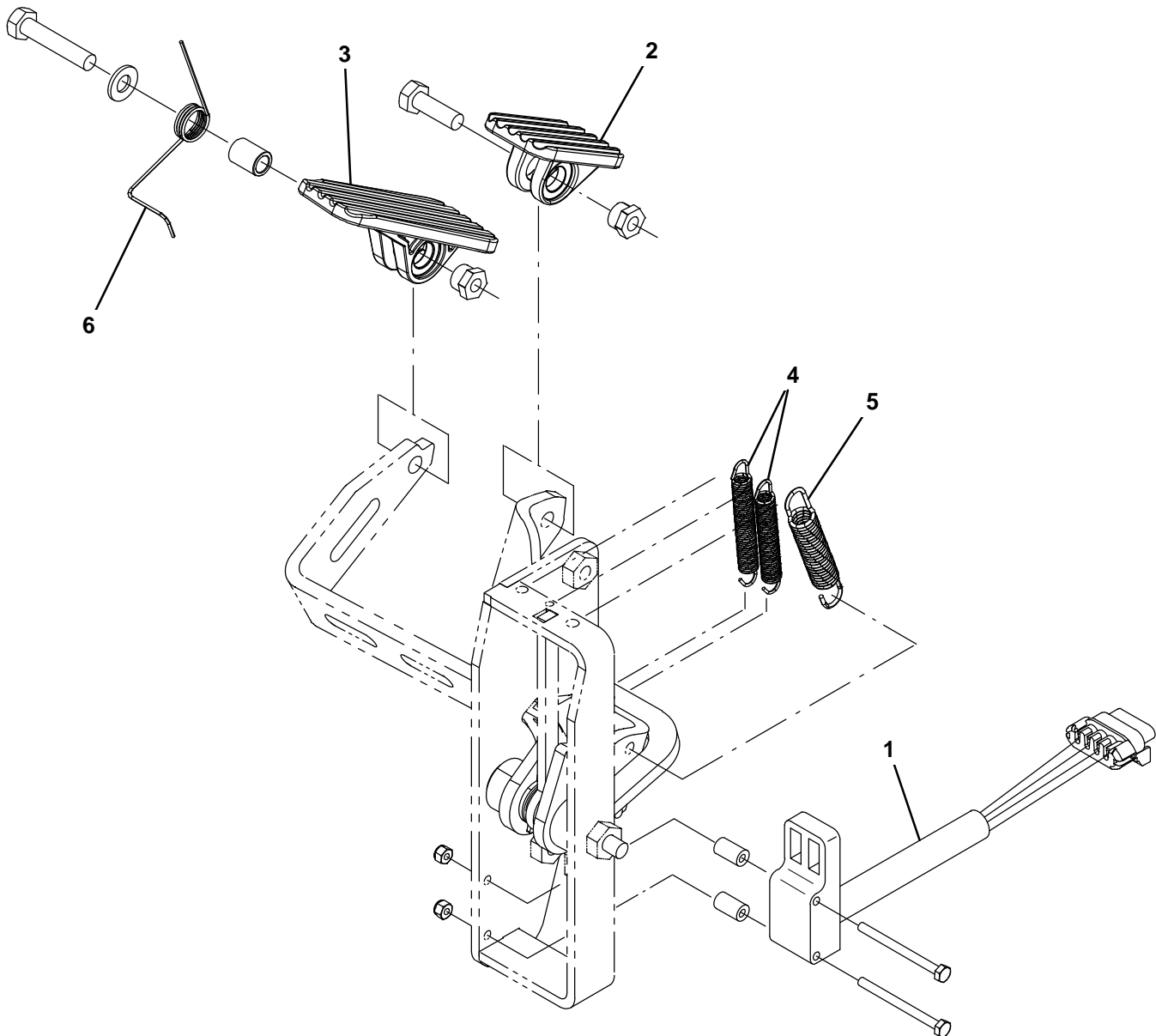
Ref.	Part No.	Serial Number	Description	Qty.
▽	1200203	(10000000–19999999)	Steer-Control Assy, Wheel Drive	1
▲▽	1 9011049	(10000000–19999999)	Chain, Steering W/Link	1
▲	2 9011051	(10000000–19999999)	Pulley, Tension	1

Fig. 3 – Drive Wheel Breakdown, 1200150



Ref.	Part No.	Serial Number	Description	Qty.
▽	1200150	(10000000–19999999)	Wheel, Drive, Ac	1
▲	1	9011048 (10000000–19999999)	Wheel, Pyu [250X90 Red]	1
▲	2	9011052 (10000000–19999999)	Brake, Rotor	1
▲	3	9011053 (10000000–19999999)	Brake, W/Lever, Complt	1
▲	4	9008556 (10000000–19999999)	Ring, Retaining F/1055257	1
	5	9012603 (10000000–19999999)	Wheel, Pyu [250X90 Blue] (Option)	1

Fig. 4 – Accelerator and Brake Pedal Assembly Breakdown, 1200253



356189

Ref.	Part No.	Serial Number	Description	Qty.
▽	1200253	(10000000–19999999)	Pedal Assy, Accelerator, Brake	1
▲	1	1058687 (10000000–19999999)	Sensor, Position [Hall]	1
▲	2	1014548 (10000000–19999999)	Pedal, Brake, W/ Tread	1
▲	3	1051836 (10000000–19999999)	Pedal, Propel, W/ Tread	1
▲	4	1061049 (10000000–19999999)	Spring, Extn, 0.35od 0.05wir 02.8l	2
▲	5	1031716 (10000000–19999999)	Spring, Extn, 0.50od 0.07wir 03.0l	1
▲	6	1064665 (10000000–19999999)	Spring, Tors, 0.55id .05wir 04.0coil	1

SECTION 5

CONTENTS

PAGE

PART NUMBER TO PAGE NUMBER CROSS REFERENCE LIST 5-2
PART DESCRIPTION TO PAGE NUMBER CROSS REFERENCE LIST 5-7

CROSS REFERENCE

PART NUMBER TO PAGE NUMBER CROSS REFERENCE LIST

Part Number	Page Number	Part Number	Page Number	Part Number	Page Number
00911	2-29	09026	2-11, 2-23, 3-23	1024977	3-9
00912	2-17, 2-19	09028	2-7, 2-9, 3-9, 3-25	1025642	3-45
00928	2-25, 3-21	09088	2-31, 2-33	1025736	2-15
00961	2-29	09162	2-19	1026014	2-35
01335	3-35	09198	2-3	1026325	3-47
01516	2-29	09252	3-9	1027290	2-39
01683	2-21, 3-9, 3-33, 3-37	09570	2-7, 2-17, 2-19	1027798	3-5, 3-7
01684	2-3, 2-5, 2-9, 2-15, 2-25, 2-27, 2-29, 2-37, 2-47, 3-15, 3-29, 3-33, 3-37	09737	2-35	1027800	3-5, 3-7
01685	2-7, 2-9, 2-13, 2-15, 2-23, 2-25, 2-27, 3-9, 3-11, 3-21, 3-23, 3-25, 3-37	09738	2-47, 3-15, 3-17, 3-27, 3-45, 3-47, 3-50	1027944	1-1
01686	2-7, 2-9, 2-39, 2-41, 3-9, 3-23, 3-25	09739	2-15, 2-47, 3-9, 3-45, 3-47, 3-50	1027976	3-33
01690	2-47	09740	3-21	1028581	3-17
01754	2-47	09744	3-29, 3-33	1030692	3-45, 3-47
02892	3-35	1002077	2-29	1031716	4-6
03192	3-13	1002898	3-17	1034731	2-7, 2-15, 2-19, 2-29, 2-45, 3-15
04375	3-13	1002899	3-17	1035038	2-13, 2-15
04843	2-23	1005630	3-15, 3-27	1036490	2-17
04846	2-19	1006400	3-15, 3-27	1037032	4-3
05686	3-23	1006401	2-49	1037821	2-35
06549	3-5, 3-7, 3-37	1010399	3-11	1038966	2-17
06920	3-3	1011170	3-17	1039392	3-7
06922	2-47	10111735	2-17, 2-19	1039557	3-17
06929	2-45	1011885	2-39	1040868	3-15
06933	3-5, 3-7, 3-45, 3-47	10120	2-31, 2-33	1041030	2-49, 3-39
06934	2-45	1012878	2-15	1041716	3-43
06941	2-9	1013900	3-27	1042492	2-5
06943	3-33	1014328	2-29	1042494	2-5
06961	2-19	1014548	4-6	1042496	2-5
06965	3-9	1014918	3-21	1042499	2-3
07471	3-23	1014949	3-17	1042500	2-3
07514	2-45	1014971	3-15, 4-3	1042504	2-3
07515	2-45	1014974	3-15	1043746	3-43
07786	2-27, 2-43	1014976	3-27	1044393	4-3
07789	3-27	1015026	2-25, 2-27	1044415	3-15
07791	2-19	1015033	3-27	1046041	4-3
08085	2-15	1015455	3-15	1048741	4-3
08236	2-25, 2-27	1016314	2-47, 2-49	1048955	2-13, 2-15
08708	2-11, 2-25, 2-31, 2-33, 3-33	1016354	2-25, 3-15	1049573	3-29
08709	2-17, 2-19, 3-33	1016392	2-35	1049637	4-3
08711	2-17	1016421	2-31, 2-33	1051024	2-5
08712	2-11, 2-15, 3-21, 3-33, 3-37	1016825	2-45, 3-29	1051052	2-13, 2-15
08713	2-9, 2-23, 2-41, 2-43, 3-21, 3-23, 3-37	1017079	3-40	1051268	4-3
08714	2-39, 2-41, 3-9, 3-23	1017218	2-35, 2-41, 2-43, 3-21, 3-23	1051519	4-3
08716	2-11, 2-27, 2-29, 2-37, 3-33, 3-50	1017368	2-3, 2-5	1051836	4-6
09005	3-33	1017957	2-5	1052010	3-17
09007	2-25, 3-33	1018151	2-41	1052120	2-21
09010	2-25, 2-41, 3-23, 3-25	1018155	4-3	1052123	2-21
09011	2-7, 2-23, 2-41, 3-11, 3-21, 3-45, 3-47	1018155	4-3	1052126	2-37
		1019242	3-41, 3-47	1052532	2-43
		1019285	2-35	1052705	3-15, 3-17
		1019426	3-41	1052726	2-21
		1020170	3-45, 3-47	1052754	3-21
		1020341	2-7, 2-9, 2-11, 2-15, 2-21, 2-29, 2-35, 2-39, 2-45, 2-47, 3-5, 3-13, 3-15, 3-25, 3-27, 3-33, 3-37	1053342	2-29
		1022671	3-35	1053814	2-41
				1053815	2-41
				1053870	2-41
				1053977	2-19
				1054100	1-1, 2-9
				1054178	3-33

CROSS REFERENCE

Part Number	Page Number	Part Number	Page Number	Part Number	Page Number
1054312	2-31, 2-33, 2-43	1061812	3-35	1200203	2-7, 4-4
1054581	2-29	1061910	2-45	1200210	2-11
1054654	2-19	1061918	2-45	1200213	2-33
1054662	2-23, 2-41, 3-23	1061926	3-48	1200215	2-29
1054776	4-3	1062006	4-3	1200218	2-43
1054795	2-25, 2-27, 3-27	1062106	3-5	1200219	2-43
1054823	2-35	1062659	3-35	1200221	2-31
1055396	2-43	1062813	2-59	1200239	3-33
1055506	2-43	10632-2	3-7	1200253	2-21, 4-6
1055516	2-41	1063263	3-5	1200263	2-19
1055552	4-3	1064184	2-47, 3-3, 3-5, 3-7, 3-29	1200281	2-29
1056412	2-19	1064188	3-3, 3-5, 3-7	1200283	2-29
1056719	3-33	1064189	3-29	1200292	2-27
1056979	3-5	1064665	4-6	1200298	2-7
1056982	3-33	1064770	2-43	1200309	2-29
1057043	2-19	1064770	2-43	1200313	3-33
1057214	2-35	1065134	2-31, 2-33	1200328	3-15
1057407	2-43	1066112	3-47	1200334	1-1, 2-29
1057554	2-17, 2-19	1066433	2-35	1200369	2-37
1057572	2-19	1066720	2-35	1200370	3-25
1057629	2-29	1066919	3-33	1200383	1-1, 2-43
1057637	4-3	1067120	2-59	1200384	1-1, 2-43
1057780	2-7	1067350	3-35	1200394	3-33
1057785	2-19	1067656	2-35	1200417	3-21
1057814	3-33	1067964	2-37	1200430	1-1, 2-31, 2-33
1057816	3-33	1068763	4-3	1200440	2-23
1058679	2-17, 2-19	1069346	2-58	1200458	2-35
1058687	4-6	1069467	3-37	1200460	2-9
1058694	3-5	1069580	3-37	1200466	2-43
1058939	3-49	1069639	3-31	1200467	3-17
1059019	2-7	1069671	3-19	1200519	2-35
1059073	2-19	1069708	4-3	1200525	2-31, 2-33
1059169	2-47	1069730	2-58	1200612	2-11
1059170	2-29	1069745	2-58	1200634	3-23
1059231	3-15	1069746	3-7	1200642	3-35
1059316	2-41	1069891	2-58	1200649	2-37
1059317	2-39	1069894	2-47	1200665	3-33
1059338	2-41	1069897	2-47	1200689	2-33
1059342	3-5	1070042	3-37	1200713	3-27
1059498	2-41	1070384	3-37	1200732	3-33
1059534	3-15	1070402	3-37	1200735	2-23
1059938	3-5	1070498	3-37	1200737	2-35
1059969	2-41	1070508	3-45, 3-47	1200746	2-35
1059990	2-41	1070541	3-37	1200764	2-23
1060128	3-33	1070586	1-1	1200774	2-23
1060428	3-33	1070587	3-39	1200792	2-45
1060440	3-35	1070659	3-37	1200827	2-11
1060536	3-35	1070956	2-58	1200828	2-11
1060626	2-7	1070978	3-37	1200834	2-35
1060691	3-35	1071084	3-49	1200869	2-9
1060708	3-35	1071085	3-27	1200870	2-9
1060718	3-35	1071798	3-43	1200897	2-47
1060720	3-35	1200011	2-33	1200898	2-29
1060756	3-48	1200012	2-27	1200900	2-29
1061049	4-6	1200025	2-7	1200913	2-47
1061087	3-33	1200146	2-21	1200918	2-45
1061356	3-35	1200149	2-37	1200939	3-23
1061570	3-35	1200150	2-7, 4-5	1200984	2-9
1061571	3-35	1200161	3-15	1200998	3-17
1061811	3-35	1200168	2-25	1200999	2-15

CROSS REFERENCE

Part Number	Page Number	Part Number	Page Number	Part Number	Page Number
1201024	2-45	1201572	2-3	1203946	2-15
1201033	2-23	1201574	2-27	1203947	3-33
1201053	1-1, 2-25	1201575	3-23	1203958	2-15
1201061	3-11	1201588	2-39	1203996	3-15, 3-17
1201077	2-39	1201609	3-21	1204024	3-15
1201079	2-39	1201610	3-21	1204077	2-59
1201080	2-23	1201699	2-17	1204142	3-49
1201094	3-23	1201823	1-1, 2-43	1204170	2-19
1201096	3-33	1201824	1-1, 2-43	1204176	2-19
1201101	3-23	1201825	1-1, 2-43	1204177	2-17
1201103	2-11	1201826	1-1, 2-43	1204185	2-23
1201126	2-27	1201864	2-21	1204335	2-27
1201127	2-25	1201875	2-37	1204338	3-15, 3-17
1201137	3-23	1201894	2-13	1204540	3-21
1201149	3-21	1201926	2-3	1204541	3-21
1201150	2-19	1201927	2-3	1204542	3-21
1201157	2-35	1201928	2-3	1204543	3-21
1201164	3-29	1201996	2-23	1204847	3-9
1201180	2-17	1201997	3-49	1204957	2-41
1201185	1-1, 2-25	1202100	2-31	1205295	2-15
1201190	2-25	1202156	2-11	1205426	2-59
1201210	2-45	1202159	1-1, 2-31, 2-33	1205666	3-51
1201212	2-21	1202160	1-1, 2-31, 2-33	1205724	2-59
1201215	2-25	1202221	2-33	1205727	2-39
1201247	3-13	1202243	2-31	1205741	2-59
1201253	2-17	1202246	3-9	1205743	2-59
1201267	2-37	1202247	3-9	1205753	2-17, 2-19
1201303	2-49	1202289	2-9	1205764	2-15
1201310	3-15	1202301	2-27	1205850	1-1, 2-41
1201313	3-27	1202308	2-21	1205877	3-50
1201314	3-33	1202349	2-9	1205889	3-50
1201327	3-21	1202392	2-9	1205975	2-25, 2-27
1201336	3-27	1202430	2-25	1206036	3-45, 3-47
1201340	2-35	1202521	3-25	1206052	3-45, 3-47
1201341	2-29	1202600	2-17	1206096	3-45, 3-47
1201343	3-21	1202601	2-19	1206254	3-45
1201344	3-21	1202694	3-23	1206483	2-11
1201345	3-21	1202779	2-9	1206757	2-47
1201354	2-23	1202800	2-15	1206774	2-37
1201357	3-13	1202860	2-45	1206776	3-17
1201370	2-41	1202862	2-45	1206778	3-15
1201379	3-15	1202864	2-45	1206779	3-15, 3-17
1201393	3-33	1202867	3-33	1207171	2-7
1201423	3-33	1202868	2-21, 2-45, 3-7, 3-45,	1208612	2-19
1201428	2-15		3-47	1208622	2-19
1201434	2-35	1202869	2-45	1208625	2-19
1201441	3-17	1202870	3-3	1212213	2-43
1201447	2-27	1202892	3-3	12309	3-11, 3-23, 3-25
1201452	3-11	1202914	3-25	12317	2-7, 2-39, 3-9, 3-25
1201453	2-31, 2-33	1202941	2-9	12323	3-33, 3-37
1201455	2-31	1202957	2-11	12333	2-35
1201489	2-41	1203336	2-23	130155	3-40, 3-41
1201496	3-9	1203438	3-27	130773	2-7, 2-21, 2-37, 2-45,
1201499	3-9	1203439	3-21		2-49, 3-7, 3-27, 3-39,
1201501	3-45	1203454	3-15, 3-27		3-49, 4-3
1201503	3-9	1203695	3-37	140011	2-15, 2-45, 2-47, 3-15,
1201504	3-9	1203717	2-45		3-17, 3-45, 3-47, 3-50
1201534	2-19	1203758	1-1, 2-29	140045	3-11, 3-25
1201535	2-19	1203814	3-15	140154	2-37
1201550	3-13	1203848	2-37		

CROSS REFERENCE

Part Number	Page Number	Part Number	Page Number	Part Number	Page Number
140825	2-17, 2-19, 2-35, 3-3, 3-51	32598	3-33	41579	2-3, 4-3
140916	3-37	32746	2-3, 2-5	41702	2-47
140932	3-51	32978	3-29	43555	3-15, 3-27
14464	2-15	32982	2-47	43844	3-15, 3-17, 3-27, 4-3
14799	2-19	33584	3-33	44906	2-9, 2-23, 2-31, 2-33, 2-41, 3-23
14838	2-3, 2-5	33924	2-7	46983	3-13
150208	3-15	33932	3-33, 4-3	47388	3-33
150538	3-15	33944	2-47	49263	3-5
150713	3-15	360369	2-13, 2-15	49266	3-5
15539	2-3	360370	2-13, 2-15	49694	2-43
15675	2-21, 3-21	360460	2-35	49697	2-35
15678	2-37	360943	2-5	49883	3-23
16411	1-1	360973	3-51	49891	2-37
16412	1-1	361076	2-17, 2-19	54333	2-25, 2-49, 3-27, 3-33, 4-3
16735	2-19	361144	1-1, 2-17, 2-19	54618	3-23
16931	2-17, 2-19	363162	1-1, 2-43	57248	3-15
16944	2-37	363301	2-43	57598	2-9
19064	3-37	363469	2-31, 2-33	578430	2-41
19066	2-11, 3-5, 3-7	36428	2-17	58670	2-47
19315	3-5	365180	2-23	59658	2-35
19676	2-21, 3-9	367313	2-23	600437	2-47
20802	2-11	369359	3-9	601359	2-47
20950	3-27	370092	2-3	611221	2-49, 3-37
222177	2-29	370095	2-3, 2-5	630146	2-39
222184	2-29	37016	2-9, 2-45, 3-29	630371	2-25, 2-27
222267	3-5	373117	3-45, 3-47	63248-1	2-3
222280	2-49	377084	3-3, 3-5, 3-7	63248-2	2-3
222290	2-45	377364	2-25, 3-21	63248-3	2-3
222460	2-15	377537	1-1	63248-4	2-3
222505	2-25, 3-21	377538	1-1	63810	2-25, 2-27
222516	2-23, 3-23	377540	1-1	64425	2-31, 2-33
222818	2-29	378805	2-29	64778	3-33
223065	2-17, 2-19	379013	2-5	68872	3-39
223198	2-25, 2-27, 3-15	379829	2-23	68873	3-39
223355	2-49	381962	2-11	69225	3-9
223356	2-49, 3-39	382726	2-11	69234	2-7, 3-37
223361	2-49, 3-39	383724	2-47	70246	3-29
223364	3-39	385685	2-35	70651	2-19
230735	2-35	390996	2-29	71579	2-7
24199	2-15, 2-45, 3-37	391345	2-43	71607	2-31, 2-33
24265	2-21, 2-45, 3-29	391365	2-25, 3-27	74455	3-7
24299	2-3, 2-5	39277	2-17, 2-19	75939	2-47
24584	3-33	39283	2-21	76062	2-47
25005	2-47	39308	3-23	763064	3-23
25312	3-50	397609	2-47	763115	3-45, 3-47
26428	2-17	397889	3-29	763149	3-35
29570	2-15, 2-37	397916	2-3	769785	3-33
29584	2-23, 3-23	397976	2-3	79246	2-31, 2-33
30240	2-5	398500	3-33	80395	3-45, 3-47
30241	2-3	398501	2-17, 2-19	80409	2-23, 3-21
32483	3-5	398526	3-5	80921	2-15
32485	2-19	398806	2-21	82226	2-17, 2-19
32490	2-19, 2-47, 3-7	41140	2-45	82833	2-7
32491	2-17, 2-19, 2-21	41141	2-7, 2-23	83159	3-5, 3-7
32492	2-21, 3-9, 3-13	41178	2-11	83415	2-49
32493	2-17, 2-41	41186	2-25, 2-29, 3-21	86240	3-23
32509	4-3	41358	2-7	86308	3-35
32520	2-9, 2-11, 2-15	41360	2-29	87318	2-47
32548	2-27	41430	3-13		
		41437	2-13, 2-15		

CROSS REFERENCE

Part Number	Page Number	Part Number	Page Number
87435	2-49, 3-39	9010943	2-19
89046	2-5	9011048	4-5
89047	2-5	9011049	4-4
89048	2-5	9011051	4-4
89049	2-5	9011052	4-5
9000845	3-5, 3-7	9011053	4-5
9000879	3-5, 3-7	9011054	3-23
9001054	3-41	9011055	3-23
9001055	3-40	9011057	2-11
9001062	3-41	9011058	2-11
9006268	4-3	9011140	3-52
9008155	3-35	9011168	2-21
9008182	3-3	9011173	2-35
9008556	4-5	9011663	3-15
9008737	3-21	9011872	2-7
9009577	2-25	9011916	2-29
9009817	2-43	9012603	4-5
9009836	2-15	9012729	3-52
9009848	3-13	9020262	4-3
9009852	3-33	94877	2-41
9009857	3-11		
9009866	3-45		
9009870	3-48		
9009890	3-52		
9009910	3-52		
9009911	3-52		
9009912	3-52		
9009913	3-52		
9009914	3-52		
9009915	3-52		
9009916	3-52		
9009917	3-52		
9009990	3-37		
9010301*	3-49		
9010351	3-7		
9010353	3-5		
9010356	3-35		
9010919	2-39		
9010920	2-35		
9010921	2-35		
9010922	2-45		
9010924	2-9		
9010925	2-9		
9010926	3-25		
9010927	2-27		
9010928	2-21		
9010929	3-21		
9010930	2-21		
9010931	2-45		
9010932	2-45, 3-29		
9010933	3-15, 4-3		
9010934	2-19		
9010935	1-1, 2-29		
9010936	3-33		
9010937	2-41		
9010938	3-23		
9010939	2-29		
9010940	2-29		
9010941	3-23		
9010942	2-19		

PART DESCRIPTION TO PAGE NUMBER CROSS REFERENCE LIST

A

Actuator Kit, Sba, Afmkt [T12], 3-23
 Actuator, 36vdc, 02.0strk, 0180lb, 2-41
 Actuator, 36vdc, 3.9strk, 450lb, 2-23
 Adapter, Swivel, 1.75, Abs, 3-35
 Alarm, 9-48vdc, 95 Db(A) [Ec-H20], 2-21
 Alarm, Backup, 12-48vdc, Adj, 3-5
 Angle, Latch, 2-15
 Angle, Mtg, Antenna, Telem, 3-37
 Angle, Mtg, Tank, 2-35
 Angle, Stil, Perforated .03 1.4 1.4 22l, 2-27
 Angle, Support, 2-11
 Antenna, Telem, 70 In [Gprs], 3-37
 Arm Assy, Lift, Actuator, 3-23
 Arm Wldt, Pivot, 2-23
 Arm, Lift, Sqge, 2-41
 Assy, Seal, Mtg, Vacfan, 2-37

B

Base, Module, Light, 3-5
 Battery, Wet, 06vdc 0240ah, 2-49
 Battery, Wet, 06vdc 0240ah, W/O Carton, 1-1
 Battery, Wet, 06Vdc 0360Ah, W/Cartron, 3-39
 Battery, Wet, 06vdc 0360ah, W/O Carton, 1-1
 Bearing, Ball, 0.24b 0.51d 0.20w [2seal], 3-35
 Bearing, Ball, 0.59b 1.26d 0.35w[2seal], 2-29
 Bearing, Flng, 2hole, 0.75b, 2-17, 2-19
 Bearing, Flng, 2hole, 0.75b [Nyl], 2-17, 2-19
 Bearing, Flng, 2hole, 1.25b, 2-19
 Bearing, Journal, 0.75b 0.88d 0.75l, 2-19
 Bearing, Pillowblock, 1.12b, 2-19
 Bellcrank, Lift, Sqge [T12], 2-31, 2-33
 Belt, Cyl Head, W/Too;l, Afmkt, 2-29
 Belt, Drive, 2-29
 Belt, Drive, 7 Grv, 1-1
 Bezel, Headlight, Lh [W/Inserts], 3-3
 Bezel, Headlight, Rh [W/Inserts], 3-3
 Blade, Sqge, Front, 42.59l [Linard], 1-1, 2-43
 Blade, Sqge, Front, 43.19l [Gum], 1-1
 Blade, Sqge, Front, 43.19L [Gum] (Option), 2-43
 Blade, Sqge, Front, 43.19l [Urethane], 1-1
 Blade, Sqge, Front, 43.19l [Urethane] (Option), 2-43
 Blade, Sqge, Front, Tile, Tile, 42.59L [Linard] (Option), 2-43
 Blade, Sqge, Rear, Gum, 1-1
 Blade, Sqge, Rear, Gum (Option), 2-43
 Blade, Sqge, Rear, Linatex, 1-1, 2-43
 Blade, Sqge, Rear, Urethane, 1-1
 Blade, Sqge, Rear, Urethane (Option), 2-43

Blade, Sqge, Sba, Gum (Option), 3-21
 Blade, Sqge, Sba, Inner, Gum (Option), 3-21
 Blade, Sqge, Sba, Inner, Linard, 3-21
 Blade, Sqge, Sba, Inner, Urethane (Option), 3-21
 Blade, Sqge, Sba, Linatex, 3-21
 Blade, Sqge, Sba, Urethane (Option), 3-21
 Blade, Sqge, Side, 22.50l, Gum, 1-1
 Blade, Sqge, Side, 22.50l, Gum (Option), 2-31, 2-33
 Blade, Sqge, Side, 22.50l, Linatex, 1-1
 Blade, Sqge, Side, 22.50l, Linatex (Standard), 2-31, 2-33
 Blade, Sqge, Side, 22.50l, Ure, 1-1
 Blade, Sqge, Side, 22.50l, Urethane (Option), 2-31, 2-33
 Block, Guide, Sqge, 2-33
 Block, Sqge, Guide, Rh, 2-31
 Bolt, Shld, .41d X 0.35, M8 X 1.25, 3-33
 Boot, 90deg .50id 1.00id 2.50l, Red, 2-47, 2-49
 Boot, Terminal, Battery, 02-01Ga, Blk, 3-39
 Boot, Terminal, Battery, 02-01Ga, Red, 3-39
 Boot, Terminal, Battery, 25.4mm, Blk, 2-49, 3-37
 Bracket Wldt, Brg, 2-19
 Bracket Wldt, Bumper, 3-11
 Bracket Wldt, Latch, 2-15
 Bracket Wldt, Latch, Lh, 2-9
 Bracket Wldt, Mount, Sba, 3-25
 Bracket Wldt, Mtg, Box, 3-37
 Bracket Wldt, Skid, Anti-Roll, 3-25
 Bracket Wldt, Sppt, Brg, 2-17, 2-19
 Bracket Wldt, Sppt, Seat, 2-39
 Bracket, Bumper, Right, 2-9
 Bracket, Catch, Latch, 3-51
 Bracket, Circuit Board, Sba, 3-29
 Bracket, Ele, Cb [T12], 2-21
 Bracket, Mtg, Ball Stud, 2-15
 Bracket, Mtg, Brg, 2-17
 Bracket, Mtg, Cover, 2-35
 Bracket, Mtg, Extinguisher, 3-50
 Bracket, Mtg, Panel, 2-45
 Bracket, Mtg, Tank, 3-35
 Bracket, Pivot, Spring, 2-23
 Bracket, Protector, Float Switch, 2-35
 Bracket, Pump, 3-27
 Bracket, Pump, Soltn, 3-15
 Bracket, Pump, Spray, 3-33
 Bracket, Retainer, Pin, 2-27
 Bracket, Retainer, Spring, 2-3, 2-5
 Bracket, Scrbr, Watertube, 2-27
 Bracket, Soltn [Ec-H2o], 3-15
 Bracket, Sppt, Door, 3-25
 Bracket, Sppt, Tank, Lh, 2-39
 Bracket, Sppt, Tank, Rh, 2-39
 Bracket, Stiffener, 2-45
 Bracket, Support, Tank, Lh, 3-9

Bracket, Support, Tank, Rh, 3-9
 Bracket, Valve, Large, 4-3
 Brake, Rotor, 4-5
 Brake, W/Lever, Complt, 4-5
 Brush Assy, Disk, Scb, 13.0d, Nylon (Scrubbing), 2-5
 Brush Assy, Disk, Scb, 13.0d, Polypropylene (Scrubbing), 2-5
 Brush Assy, Disk, Scb, 13.0d, Polypropylene Stiff (Scrubbing), 2-5
 Brush Assy, Disk, Scb, 13.0d, Super Abrasive (Scrubbing), 2-5
 Brush Assy, Disk, Scb, 16.0d, Nylon, 2-3
 Brush Assy, Disk, Scb, 16.0d, Polypropylene, 2-3
 Brush Assy, Disk, Scb, 16.0d, Polypropylene Stiff, 2-3
 Brush Assy, Disk, Scb, 16.0d, Super Abrasive, 2-3
 Brush Kit, Motor, 2-25, 2-29
 Brush Kit, Motor, 1052754, 3-21
 Brush Kit, Motor, Fan, 2-37
 Brush, Scb, 31l, 18sr, Polyester, Spl, 2-3
 Brush, Scb, 31l, 18sr, Polypropylene, 2-3
 Brush, Spl, 2-3
 Brush, Scb, 31l, 18sr, Polypropylene, Spl, 2-3
 Brush, Scb, 31l, 18sr, Super Abrasive, 2-3
 Bumper Kit, Front, Hd, Ci [T12], 3-11
 Bumper, Lh, Afmkt [T12], 2-9
 Bumper, Rbr, 1.0 Hex, 2-27
 Bumper, Rbr, 1.0d 0.38th .25-20, 2-11
 Bumper, Rh, Afmkt [T12], 2-9
 Bumper, Sba, Afmkt [T12], 3-25
 Bumper, Ure, 1.50d 1.25l, 3-9
 Bushing, Flex, Ure, 2-41
 Bushing, Flng, 0.50b 0.59d 0.25l, 2-23, 2-41, 3-23
 Bushing, Flng, 0.63b 0.72d 0.25l, 2-23
 Bushing, Flng, 1.00b 1.13d 0.50l, 2-23
 Bushing, Flng, 1.00b 1.13d 1.00l, 3-23
 Bushing, Flng, 1.75b 1.94d 1.50l, 3-23
 Bushing, Sleeve, 0.63b 0.72d 0.38l, 2-31, 2-33
 Bushing, Sleeve, 1.00b 1.13d 1.750l, Fgl, 3-33
 Bushing, Snap-In, 0.25b 0.31d 0.08th Nyl, 2-15

C

Cable Assy, 04ga .34ring / .34ring, 175a, 2-49, 3-39
 Cable Assy, 10ga .25ring / .31ring, 050a, 2-47
 Cable Assy, 4ga [T12 - Telemetry], 3-37
 Cable Assy, 6ga [6100e - Telemetry], 3-45, 3-47
 Cable Assy, power [T12], 2-58
 Cable, 04ga 08.0l Blk .34ring / .34ring, 2-49

CROSS REFERENCE

Cable, 04ga 12.0l Blk .34ring /.34ring, 2-49, 3-39
Cable, 04ga 18.0l Blk .34ring /.34ring, 3-39
Cable, 06ga 5.5l Brown .25ring /.312ring, 2-47
Cable, 4ga, Blk [6200e, Telemetry], 3-37
Cable, Battery, 4ga, .25ring / .312ring, 2-47
Cable, Charger Eu Bc5 & 7, 3-43
Cable, Charger Uk, Bc5 & 7 (UK Only), 3-43
Cable, Glv .09d 013.0l .38eye /.38eye, 2-21, 3-9
Cap, Battery, 2-49, 3-39
Cap, Fill, Battery [Trojan], 3-49
Cap, Hub, Wheel [For 1060626], 2-7
Cap, Tank, 2-39
Cap, Wheel, Steering, 2-17
Capacitor, Plug [.01 Uf, 200V], 3-15
Caster Assy, Swivel, 1-1, 2-41
Catch, Snap, Push, Mal, 3-35
Chain, Rlr, 35 X 35 Pitches, 2-19
Chain, Steering W/Link, 4-4
Channel Wldt, Bumper, Lh, 3-9
Channel Wldt, Bumper, Rh, 3-9
Channel Wldt, Rlr, 2-9
Channel Wldt, Seat, 2-11
Channel Wldt, Steering, Pntd, 2-21
Charger Kit, 36vdc 021a, 1ph, Ci, 3-41
Charger Kit, 36vdc 021a, 1ph, Domestic, Ci, 3-40
Charger Kit, 36Vdc 21A 85-265Vac, 1Ph 45/65Hz, 3-41
Charger Kit, On-Board, Us Ci [T12], 3-45
Charger, 36Vdc 030A Wet Sb050G 230Vac, 3-43
Charger, 36vdc 20a 115vac [Ob Us], 3-45
Charger, 36vdc 20a 230/240vac [Ob Exp]], 3-47
Circuit Board Kit, Ec-H2o, Afmkt [T12], 4-3
Circuit board Kit, H20_Sba, Afmkt [T12], 2-45
Circuit Board Kit, H2o_Sba, Afmkt [T12], 3-29
Circuit Board Kit, Scrub, Afmkt [T12], 2-45
Circuitbreaker, 02.5a, Resetable, 2-47, 3-3, 3-5, 3-7, 3-29
Circuitbreaker, 15.0a, Resetable, 3-3, 3-5, 3-7
Circuitbreaker, 20.0a, Resetable, 3-29
Circuitbreaker, 25.0a, Resetable, 2-47
Circuitbreaker, 60.0a, resetable, 2-47
Clamp Wldt, Retainer, Sqge, 2-43
Clamp, Cable, Nyl, 0.62d, Nat, 3-37
Clamp, Cable, Ss, 0.50D X 0.50W [Insul], 2-25, 3-15
Clamp, Cable, Stil, 0.63d X 0.50w, 1hole, 3-33
Clamp, Cable, Stil, 0.75d X 0.75w, 1hole, 3-23
Clamp, Cable, Stil, 0.9x1.8x0.62w, 1hole, 2-7, 2-17, 2-19
Clamp, Cable, Stil, 1.00d X 0.75w, 1hole, 2-7, 3-37

Clamp, Hose, Wormdrive, 0.25-0.62d, .31w, 3-15, 3-17, 3-27, 4-3
Clamp, Hose, Wormdrive, 0.31-0.88d, .31w, 2-25, 2-49, 3-27, 3-33, 4-3
Clamp, Hose, Wormdrive, 0.56-1.06d, .56w, 2-25, 2-27
Clamp, Hose, Wormdrive, 2.62-3.50d, 3-15, 3-27
Clamp, Hose, Wormdrive, 3.25-4.00d, .50w, 2-35
Clamp, Hose, Wormdrive, 4.63-5.50, 0.5w, 2-35
Clamp, Hose, Wormdrive, 5.56-6.50d, .56w, 2-37
Clamp, Pivot, Link, 2-41
Clevis, 0.31d X 0.75l, 2-31, 2-33
Clip, Hose, Plstc 1.88-2.12, 2-35
Clip, Tie, 0.25d, Plstc, 2-21, 2-45, 3-7, 3-27, 3-45, 3-47
Connector, Battery, 6ga 50a, Gray[2cont], 3-40, 3-41
Contactor, 36vdc, No, 2-47
Controlbox Assy, Telem [Canada], 3-37
Controlbox Assy, Telem [Usa], 3-37
Controller, 36vdc, 200a [Ac Propel], 2-21
Cord, Chrgr, Ele [European], 3-47
Cord, Chrgr, Ele [European], 3-41
Cord, Chrgr, Ele, [Japanese], 3-41
Cord, Extn, 16ga /3, 10ft [Sjt], 3-40
Cord, Power, 1.0mm2/3 Blk[2.5Meter, Australia], 3-47
Cord, Power, 16/3, 15ft Blk [Us], 3-45
Coupling, Sqge, 2-41
Cover, Access, Chrgr, Trimmed, 3-45
Cover, Access, Vacfan, Trimmed, 3-33
Cover, Belt, 2-29
Cover, Box, Circuitboard, 2-45
Cover, Fan, Vacuum, 2-37
Cover, Module, Light, 3-5
Cover, Motor, Sba, Afmkt [T12], 3-21
Cover, Recovery Tank, Afmkt [T12], 2-35
Cuff, Adapter, 1.75 X 2.00, Pvc, 3-35

D

Debris Tray, Cyl, Afmkt [T12], 2-27
Device, Centering, Clip On, Tl [Gf Pp], 2-3, 2-5
Diode, Ele, Plug, 2-45, 3-33
Disk, Driver, Pad, W/ Face, 16.0d, 2-3
Door, Brush, 2-29
Door, Casting, Squeegee, Rh, 2-31
Doot, Casting, Squeegee, Lh, 2-33
Driver Assy, Pad, 13.0d, 2-5
Driver Assy, Pad, 16., 2-3
Duct, Outlet, Heat, 3-45, 3-47
Dvd, Operator [T12], 3-52

E

Ec-H2o Module Kit, Afmkt [T12], 4-3
Ech20 Module, Afmkt [T12] (See Breakdowns), 3-15
Electrode, 5 Plate, High Flow, 4-3
Electrode, Cylindrical, 4-3
Extinguisher, Fire, 2.5 Lb Dry, 3-50

F

Fan, Vac, 6.6 Dia, Ametek, 2-37
Fastener, 09.00l [Hook & Loop], 3-15
Fastener, 25.0 [Hook & Loop], 2-37
Filter, Panl, Dust, 2.3 X 04.5 X 06.4, 2-35
Filter, Soltn, 020Mesh, Pm12 3.1D 02.6L, 2-39
Filter, Soltn, 080 Mesh, Pm12 3.2d 6.0l, 3-15
Fitting Assy, Soltn, Bh, 2-39
Fitting, Brs, E90, Bm06/Pm06, Short, 3-33
Fitting, Brs, E90, Em08/Pm06, 3-33
Fitting, Brs, E90, Pf06/Pm06, Spcl, 3-33
Fitting, Brs, Str, Bm06/Pm02, 4-3
Fitting, Brs, Str, Pf06/Pm12, 3-33
Fitting, Brs, Str, Pm02, Plug [Skhd], 3-15
Fitting, Plstc, E90, Bm04 Cplg Male, 3-15
Fitting, Plstc, E90, Bm04/Pm04, Nyl, 3-17
Fitting, Plstc, E90, Bm05/Pm02, Nyl, 4-3
Fitting, Plstc, E90, Bm06/Pm04, Nyl, 3-15
Fitting, Plstc, E90, Bm06/Pm06, Nyl, 3-15, 3-27
Fitting, Plstc, E90, Bm08/Pm06, 3-33
Fitting, Plstc, E90, Bm10/Bm10, 2-25, 3-27
Fitting, Plstc, E90, Bm10/Pm08, 2-25, 2-27
Fitting, Plstc, Pf04/Pf04/Pf04, 3-17
Fitting, Plstc, Rst, 3-17
Fitting, Plstc, Rst, Main Head, 3-17
Fitting, Plstc, Str, Bm04, Cplg, Male, 3-15, 3-17
Fitting, Plstc, Str, Bm04, Cplg, Fem[Tco], 3-17
Fitting, Plstc, Str, Bm04/Bm04, 3-15, 3-17
Fitting, Plstc, Str, Bm04/Bm06, 3-17
Fitting, Plstc, Str, Bm05, Cplg, Fem, 3-15, 3-17
Fitting, Plstc, Str, Bm06, Cplg, Fem, 3-15, 3-27
Fitting, Plstc, Str, Bm06, Cplg, Male, 3-15
Fitting, Plstc, Str, Bm06, Mplg, Male, 3-27
Fitting, Plstc, Str, Bm06/Bm06, 3-27
Fitting, Plstc, Str, Bm06/Pm06, 3-15
Fitting, Plstc, Str, Bm10/Pm06, Nyl, 3-27
Fitting, Plstc, Str, Pm04, Cplg, Mal[Tco], 3-17
Fitting, Plstc, Str, Pm04/Pm04, 3-17
Fitting, Plstc, Tee, Bm04/Bm04/Bm04, 3-15
Fitting, Plug, Pm06, Nyl, 2-39
Fitting, Stil, Pm04/Pm02/Pm04/Pm02, Spcl, 3-15
Fitting, Stil, Str, Bm06/Pm06, Swivel, 3-33
Fitting, Swivel, Str, Pm06/Pm06, Brs, 3-33

Frame Wldt [T12], 2-7
 Frame, Sqge, Inner, 2-43
 Frame, Sqge, Outer, 2-43
 Frame, Sqge, Side, Lh, 2-33
 Frame, Sqge, Side, Rh, 2-31
 Fuse, 080a, 0.88 2.4l, 125volt,Slow-Blow, 2-47
 Fuse, 15a, Replmt, 3-45, 3-47
 Fuse. 002A. 250Vdc, Cartridge, 3-37

G

Gas spring, 35lb, 8.0strk, 2-15
 Gasket, Base, Module, 3-5
 Gasket, Cover, Belt, 2-29
 Gasket, Cover, Circuitboard, 2-45
 Gasket, Ure, .50, 03.74w 05.31l, Adh, 2-35
 Grip, Handle, .25d .90l Yel, 2-11
 Grip, Lock, 2-43
 Grommet, Blind, 4-3
 Grommet, Rbr, 0.62id, F/0.9h, .12 Matl, 3-7
 Guard Wldt, Top, Ohg, 3-13
 Guard, Light, Revl / Strobe, 3-7
 Guide, Hose, Hdpe [Cassoday], 3-33

H

Handle Assy, Latch, Seat, 2-15
 Handle Kit, Wand, Afmkt, 3-35
 Handle, Container, 2-11
 Handle, Latch, 2-15
 Harness, Cable, Propel Motor [T12], 2-58
 Harness, Ele [Ec-H20, T12], 3-19
 Harness, Ele, [Telemetry T12], 3-37
 Harness, Ele, Ech2o [T12 Module], 4-3
 Harness, Ele, Ohg [T12], 3-7
 Harness, Main, Ele [T12], 2-58
 Harness, Side Brush, Ele [T12], 3-31
 Harness, Wire, Adapter [Deutsch, Dtp], 2-29
 Harness, Wire, Alarm / Light [T16], 3-5
 Harness, Wire, Propel Motor [T12], 2-58
 Harness. Ele, Seat [T12], 2-58
 Head Wldt, Scb, Cyl, 2-27
 Head Wldt, Scrbr, Disc, 2-25
 Hinge, Brush Door, Bent, 2-9
 Hook Wldt, Latch, 2-31, 2-33, 2-43
 Hook, Nozzle, Hdpe, 3-33
 Horn, 36vdc, 110dba, 2-7
 Hose Assy, Drain, 2.0 Id X 26.2l, Blk, 2-35
 Hose Assy, Drain, 2.0 Id X 32.2 L, Blk, 2-35
 Hose Assy, Sqge, W/2cuff [Cassoday], 3-35
 Hose, Afmkt, Pvc, Brd, 0.25ld, 01Ft, 3-17
 Hose, Afmkt, Pvc, Brd, 0.25ld, 03Ft, 3-15
 Hose, Afmkt, Pvc, Brd, 0.25ld, 08Ft, 3-15, 3-17
 Hose, Afmkt, Pvc, Brd, 0.38id, 01ft, Clr, 3-15

Hose, Afmkt, Pvc, Brd, 0.38id, 02ft, Clr, 3-15
 Hose, Afmkt, Pvc, Brd, 0.38id, 03ft, Clr, 3-15, 3-27
 Hose, Afmkt, Pvc, Brd, 0.38id, 08ft, Clr, 3-27
 Hose, Afmkt, Pvc, Brd, 0.50id, 03ft, Clr, 2-49
 Hose, Afmkt, Pvc, Brd, 0.62id, 01ft, Clr, 3-27
 Hose, Afmkt, Pvc, Brd, 0.62id, 03ft, Clr, 2-25, 2-27
 Hose, Afmkt, Pvc, Brd, 01Ft, Clr, 4-3
 Hose, Pvc, Brd, 0.38id, 01Ft, Clr, 4-3
 Hose, Rbr, 0.38id, Bulk, Blk [Push-Lok], 3-33
 Hose, Spray, Afmkt [T12], 3-33
 Hose, Vacuum, 1.75id X 68.6l, 2 Cuff, 2-37
 Housing, Bottom, 4-3
 Housing, Sqge, Holder, Wheel, F/609648, 3-35
 Housing, Upper, Module, High Flow, 4-3
 Hub, Drive, Brush, Disk, 0.75b [6t], 2-25, 3-21
 Hub, Drive, Brush, Disk, 3hole 5.8bc, 2-3, 2-5
 Hub, Drive, Brush, Disk, 3hole 5.8bc[6t], 2-3

I

Inductor, 12.7Mmid [156 Imp At 25Mz] (Australia Only), 2-37
 Inductor, 18Mmid [156 Imp At 25Mhz] (Australia Only), 2-21
 Inductor, 25Mmid [218 Imp At 25Mhz] (Australia Only), 2-21
 Instr Panel, Pod, Afmkt [T12], 2-19
 Instr, Use&Care, Wallchart [T12], 3-52
 Insulation, Acstc, 0.5, 10.4 X 13.0 C-0, 2-37
 Iron Gray S/G
 Enamel12.8oz[lcm101-00517], 1-1

K

Key, ignition, Sgl, 1-1, 2-17, 2-19
 Key, Sq, 0.19 X 0.19, 0.50l, 2-29
 Key, Sq, 0.19 X 0.19, 0.75l, 2-29
 Key, Sq, 0.19 X 0.19, 1.00l, 2-17, 2-19
 Key, Sq, 0.25 X 0.25, 1.00l, 2-25, 3-21
 Key, Sq, 05mm X 05mm, 25mml, 2-29
 Knob Assy, Star, 3.21d 5ear M12, 2-41

L

Label Set, Info/Hzrd [T12], 2-59
 Label Set, Info/Hzrd, Tj [T12] (Japan Only), 2-59
 Label, Circuitbreaker, 2-21, 2-47
 Label, Date Code [Ec-H20], 4-3
 Label, Direction [Ec-H20], 4-3

Label, Hzrd, Flammable Matl, Na, 2-59
 Label, Hzrd, Flammable Matl, Tj (Japan Only), 2-59
 Label, Logo [T12], 2-59
 Label, Logo, 12.3l 4color [Ec-H20], 2-59
 Label, Module [Nsf, Ec-H20], 4-3
 Label, Opertnl, Console, Lh, 2-17, 2-19
 Label, Opertnl, Console, Rh, 2-19
 Label, Opertnl, Telem [Fcc/lc], 3-37
 Label, Opertnl, Vacuum Wand Handle, 3-35
 Label, Tag, Battery [HydroLink Watering], 3-49
 Lamp, Bulb, Strobe, 3-5, 3-7
 Latch, 2-15, 2-21
 Latch, Cmpr, Yel Grip, 2-31, 2-33
 Latch, Compression, Sqge, Sba, 3-21
 Latch, Draw, Rbr, W/ Keeper, Fr/49800, 3-51
 Lens, Amb, F/ Revl / Flasher, 3-5, 3-7
 Lens, Blu, F/ Revl / Flasher, 3-5, 3-7
 Lens, Red, F/ Revl / Flasher, 3-5, 3-7
 Lift channel Kit, Sba, Afmkt [T12], 3-23
 Light Assy, Led, 3-5
 Light Assy, Pre-Sweep, Afmkt, 3-3
 Light kit, Strobe, Module, Ci [T12], 3-5
 Light Kit, Warning, Ohg, Ci [T12], 3-7
 Light, Strobe, Amb, 12-48vdc, Rwk, 3-5, 3-7
 Link Wldt, Oprtr Station, 2-11
 Link, Chain, Rlr, 35, 2-19
 Link, Head Scb, 2-23
 Link, Oprtr Station, 2-11
 Link, Tensioner, Spring, 2-41
 Link, Upper, 3-23
 Lip, Tray, Debris, 2-27

M

Magnet, Latch, Brush Door, 2-9
 Manifold Kit, Sys, Water, Battery, Di, 3-48
 Manifold, Soltn, Sba, 3-27
 Manifold, Sys, Water, Battery, 3-48
 Manual, Oprtr [T12 Ele, Cn], 3-52
 Manual, Oprtr [T12 Ele, En, Na], 3-52
 Manual, Oprtr [T12 Ele, Es, Na], 3-52
 Manual, Oprtr [T12 Ele, Fr, Na], 3-52
 Manual, Oprtr [T12 Ele, Jp], 3-52
 Manual, Oprtr [T12 Ele, Ptb], 3-52
 Manual, Parts [T12 Ele, En, Na/Int] (S/N 1000000-1999999), 3-52
 Manual, Parts [T12 Ele, EN] (S/N 3000000-3999999), 3-52
 Manual, Service Info [T12 Ele, En], 3-52
 Molding, Afmkt, Trim, Pvc, .08 .11, 02ft, 3-45, 3-47
 Motor, Ele, 36vdc 0315rpm, 2-25
 Motor, Ele, 36vdc 0320rpm 0.63hp Gear, 3-21
 Motor, Ele, 36vdc 1750rpm 1.00hp 22.0a, 2-29
 Muffler, Vacfan, 11.0 L, 2-37

CROSS REFERENCE

N

Nameplate, Tennant, Domed 7.0in, 2-59
Nozzle, Spray, Gun, 3-33
Nut, Compression, 2.25-12, Abs, 3-35
Nut, Hex, Flexlock, .31-18, 2-49, 3-39
Nut, Hex, Flng, M5 X 0.80, 3-27
Nut, Hex, Flng, M8 X 1.25, 2-19
Nut, Hex, Jam, .25-20, 2-9, 2-11, 2-15
Nut, Hex, Jam, 1.12-12, 2-19
Nut, Hex, Jam, M10 X 1.5, [Din439], 3-23
Nut, Hex, Jam, M4 X 0.70, Ss, 3-29
Nut, Hex, Lock, .31-18, Ni, Ss, 2-13, 2-15
Nut, Hex, Lock, #06-32, Ni, 2-47
Nut, Hex, Lock, M10 X 1.5, Ni, 3-13
Nut, Hex, Lock, M10 X 1.5, Ni, Ss, 2-39, 2-41, 3-9, 3-23
Nut, Hex, Lock, M12 X 1.75, Ni, 2-17
Nut, Hex, Lock, M4 X 0.70, Ni, Ss, 3-33, 4-3
Nut, Hex, Lock, M5 X 0.80, Ni, 3-5, 3-7, 3-37
Nut, Hex, Lock, M5 X 0.80, Ni, Ss, 2-15, 2-47, 3-9, 3-45, 3-47, 3-50
Nut, Hex, Lock, M6 X 1.00, Ni, 2-11, 2-25, 2-31, 2-33, 3-33
Nut, Hex, Lock, M6 X 1.00, Ni, Ss, 2-11, 2-15, 3-21, 3-33, 3-37
Nut, Hex, Lock, M8 X 1.25, Ni, 2-17, 2-19, 3-33
Nut, Hex, Lock, M8 X 1.25, Ni, Ss, 2-9, 2-23, 2-41, 2-43, 3-21, 3-23, 3-37
Nut, Hex, Std, .25-20, 2-47
Nut, Hex, Std, M3 X 0, 2-47
Nut, Hex, Std, M5 X 0.80, Brs, 2-45
Nut, Hex, Std, M6 X 1.00, Brs, 2-45
Nut, Hex, Std, M8 X 1, 2-27, 2-43
Nut, T, M10 X 1.50 X 0.62od X 0.5l, 2-43
Nut, T, M8 X 1.25, 2-31, 2-33

O

Off Whites/G
Acrylic12.8oz[Acm101-00171], 1-1
Ohg Kit W/O Bumper, Ci [T12], 3-13

P

Pac, Surf Prep, 16.0d [Maroon, 1pick=1pad], 2-3
Pad, Buff, 13.0d, Red [1pick=1pad], 2-5
Pad, Buff, 16.0d, Red [1pick=1pad], 2-3
Pad, Polish, 13.0d, White [1pick=1pad], 2-5
Pad, Polish, 16.0d, White [1pick=1pad], 2-3
Pad, Scrubbing, 13.0d, Blue, 2-5
Pad, Scrubbing, 16.0d, Blu [1pick=1pad], 2-3
Pad, Stop, Rbr, 2-23
Pad, Stripping, 13.0d, Brown[1pick=1pad], 2-5

Pad, Stripping, 16.0d, Brown[1pick=1pad], 2-3
Pad, Stripping, 16.0d[Hi Prod, Black, 1pick=1pad], 2-3
Pad, Surf Prep, 13.0d [Mar, 1pick=1pad], 2-5
Paint, Airdry, Blk, 12oz, 1-1
Paint, Airdry, Gray, 12oz [Enamel], 1-1
Panel Assy, Console, Instmt, 2-17
Panel, Access, Front, Afmkt [Jp], 2-21
Panel, Access, Front, Afmkt [T12], 2-21
Panel, Console, Lh, 2-17, 2-19
Panel, Console, Rh, 2-19
Panel, Door, Lh, 2-9
Panel, Door, Rh, 2-9
Pawl, Ratchet, 3-33
Pedal Assy, Accelerator, Brake, 4-6
Pedal Assy, Accelerator, Brake (See Breakdowns), 2-21
Pedal, Brake, W/ Tread, 4-6
Pedal, Propel, W/ Tread, 4-6
Pin, 0.63d, 02.0l [W/Cbore, M8 Screw], 2-43
Pin, Axle, Brg, 3-35
Pin, Clevis, 0.37d X 1.00l, 2-31, 2-33
Pin, Clevis, 0.37d X 2.00l, 2-23, 3-23
Pin, Clevis, 0.37d X 3.25l, 2-9
Pin, Clevis, 0.37d X 5.00l, 2-25, 2-27
Pin, Clevis, 0.37d X 5.25l, 2-41
Pin, Clevis, 0.38d X 1.13l, 3-23
Pin, Clevis, 0.38d X 2.50l, 2-23
Pin, Clevis, 0.50d X 2.25l, 2-41
Pin, Clevis, 10mmd X, 2-41
Pin, Cotter, .156 X 1.25, 2-25, 2-27
Pin, Cotter, Hair, 0.31d .058 Wir, 2-15
Pin, Cotter, Hair, 0.38d .093 Wir, 2-9, 2-23, 2-31, 2-33, 2-41, 3-23
Pin, Grvd, 0.75d 01.90l, 1/0.59 [Btwn], 2-9, 2-45, 3-29
Pin, Hitch, .375d X 3.12l, Pl, 3-9
Pin, Pivot, Sba, 3-23
Pin, Roll, .094d X 0.25l, .094/.097, 2-29
Pivot Arm Kit, Sba, Afmkt [T12], 3-23
Pivot Wldt, 2-23
Pivot, Lift, 2-23
Plate Wldt, Brg, 2-19
Plate Wldt, Deck, Sba, 3-21
Plate Wldt, Mtg, Electronic Component, 2-45
Plate Wldt, Mtg, Extinguisher, 3-50
Plate Wldt, Mtg, Hose-Reel [Cassoday], 3-33
Plate Wldt, Mtg, W/Label, Aftmkt, JP, 2-11
Plate Wldt, Mtg, W/Label, Aftmkt, Na, 2-11
Plate Wldt, Sppt, Brg, 2-19
Plate, Arm, Prop, 2-35
Plate, Backing, Roller, 2-9
Plate, Backing, Switch, 2-47
Plate, Electrical, 2-47
Plate, Latch, 2-9
Plate, Lintel Backing, 2-17
Plate, Mtg, Gasket, 2-35
Plate, Mtg, Heat Duct, 3-45, 3-47

Plate, Mtg, Hose Reel, 3-33
Plate, Side, Scrubhead, Lh, 2-29
Plate, Side, Scrubhead, Rh, 2-29
Plate, Sppt, 3-21
Platform Set, Oprtr [T12], 2-11
Plug, Adapter, Port, 3-35
Plug, Drive, Brush, Mach, 2-29
Plug, Hole, Rnd, 1.25h .18, Blk Stl, 3-11
Plug, Hole, Rt, Rocker Switch, .87 X 1.7, 2-17, 2-19
Plug, Idler, Brush [Sgl Brg], 2-29
Pulley, Tension, 4-4
Pump Kit, Fill, Battery, 3-49
Pump Kit, Fill, Battery, 36vdc, Ci[Trojan], 3-49
Pump, Soltn, 36vdc, 3-27
Pump, Soltn, Ele, 36vdc, 45psi, 3-33
Pump, Soltn, Ele, 36vdc, 60psi, 3-15

R

Recovery Tank, Afmkt [T12], 2-35
Recovery Tank, Afmkt, Jp [T12], 2-35
Reel Assy, Hose, Small, 3-33
Relay, 36Vdc, 005A, Spdt No [Greenwich], 3-5
Retainer Wldt, Sqge, Sba, 3-21
Retainer Wldt, Sqge, Sba, With Latch, 3-21
Retainer, Blade, Sqge, 14.2l, 3-35
Ring, Compression, 3-35
Ring, Mtg, Sqge, .38l, 2-43
Ring, Retaining F/1055257, 4-5
Ring, Retaining, Ext, 0.59d, Basic, 2-29
Ring, Retaining, Ext, 0.75d, Hd, 2-17
Ring, Retaining, Ext, 1.00d, Basic, 3-33
Ring, Retaining, Ext, 1.12d, 2-19
Ring, Retaining, Ext, 1.375od, 2-7
Rivet, Blind, .125d X 0.44 X .25d, Alm, 3-35
Rivet, Blind, .188d X 0.45 X .62d, Alm, 2-27
Rivet, Blind, .188d X 0.53 X .62d, Alm, 3-35
Rod-End, M10 X 1.5rh Fem M10 X 1.5stud, 3-23
Rod, Sppt, 2-7
Rod, Thrd, 2end, M8x1.25/ M10x1.5 04.7l, 2-43
Rod, Thrd, Full, .25-20 01.5l, 2-47

S

Screen, Vacuum, 2-35
Screw, Flt, M6 X 1.0 X 20, Ss, 2-31, 2-33
Screw, Flt, Soc, M10 X 1.50 X 20, 10.9, Ni, 2-29
Screw, Flt, Soc, M8 X 1.25 X 20, 18-8, Ss, 2-31, 2-33
Screw, Hex, .25-20 X 0.50, G5, 3-5
Screw, Hex, .25-20 X 0.50, Ni, 2-47

- Screw, Hex, .31-18 X 1.38, Ss, NI, 2-13, 2-15
 Screw, Hex, .38-16 X 1.00, Ss, 3-9
 Screw, Hex, M10 X 1.5, 2-19
 Screw, Hex, M10 X 1.50 X 25, Ss, 2-7, 2-9, 3-9, 3-25
 Screw, Hex, M10 X 1.50 X 30, 8.8, 3-13
 Screw, Hex, M10 X 1.50 X 30, Ss, 2-7, 2-39, 3-9, 3-25
 Screw, Hex, M10 X 1.50 X 80, 8.8, 3-9
 Screw, Hex, M10x 1.50 x 25, 8.8, 2-21
 Screw, Hex, M12 X 1.75 X 30, Ss, 3-11, 3-23, 3-25
 Screw, hex, m4 X 0.70 X 10, Fmg, 2-37
 Screw, Hex, M4 X 0.70 X 50, Ss, 4-3
 Screw, Hex, M5 X 0.80 X 10, Fmg, 2-25, 2-27, 3-15
 Screw, Hex, M5 X 0.80 X 12, Ss, 2-47, 3-15, 3-17, 3-27, 3-45, 3-47, 3-50
 Screw, Hex, M5 X 0.80 X 16, Ss, 2-15, 2-45, 3-37
 Screw, Hex, M5 X 0.80 X 20, 8.8, 3-9
 Screw, Hex, M6 X 1.00 X 10, 8.8, 2-9
 Screw, Hex, M6 X 1.00 X 12, Fmg, 3-7
 Screw, Hex, M6 X 1.00 X 12, Ss, 3-29, 3-33
 Screw, Hex, M6 X 1.00 X 16, Sems, Ss, 2-19
 Screw, Hex, M6 X 1.00 X 16, Ss, 2-37
 Screw, Hex, M6 X 1.00 X 16, Ss, Sems, 2-7, 2-15, 2-29, 2-45, 3-15
 Screw, Hex, M6 X 1.00 X 20, 8.8, 3-33
 Screw, Hex, M6 X 1.00 X 20, Ss, 2-11, 2-27, 2-29, 2-37, 3-33, 3-50
 Screw, Hex, M6 X 1.00 X 25, Ss, 2-25, 3-33
 Screw, Hex, M8 X 1.25 X 120, 8.8, Fl, 3-23
 Screw, Hex, M8 X 1.25 X 140, Ss, 2-23
 Screw, Hex, M8 X 1.25 X 16, 8.8, 2-19
 Screw, Hex, M8 X 1.25 X 16, Ss, 2-21, 3-21
 Screw, Hex, M8 X 1.25 X 20, 8.8, 2-17, 2-19
 Screw, Hex, M8 X 1.25 X 20, Ss, 3-21
 Screw, Hex, M8 X 1.25 X 20, Ss, Sems, 2-7, 2-9, 2-11, 2-15, 2-21, 2-29, 2-35, 2-39, 2-45, 2-47, 3-5, 3-13, 3-15, 3-25, 3-27, 3-33, 3-37
 Screw, Hex, M8 X 1.25 X 25, 8.8, 2-17, 2-19
 Screw, Hex, M8 X 1.25 X 25, Ss, 2-25, 2-41, 3-23, 3-25
 Screw, Hex, M8 X 1.25 X 25, Ss, NI, 2-35
 Screw, Hex, M8 X 1.25 X 30, Ss, 2-7, 2-23, 2-41, 3-11, 3-21, 3-45, 3-47
 Screw, Hex, M8 X 1.25 X 35, NI, Ss, 2-35
 Screw, Hex, M8 X 1.25 X 40, 8.8, Fl, 3-13
 Screw, Hex, M8 X 1.25 X 40, Ss, 2-11, 2-23, 3-23
 Screw, Hex, M8 X 1.25 X 45, Ss, 2-25, 3-21
 Screw, Hex, M8 X 1.25 X 50, Ss, 2-43
 Screw, Pan, 06- X 0.38, F/ Plstc, 3-35
 Screw, Pan, 12-16 X 0.50, F/ Plstc, 3-51
 Screw, Pan, Phl, 06 X 0.50, Fmg/Ab, Blk, 2-17, 2-19, 2-35, 3-3, 3-51
 Screw, Pan, Phl, 06-20 X 0.50, Fmg/Ab, 3-5
 Screw, Pan, Phl, 06-32 X 1.00, G1, 2-47
 Screw, Pan, Phl, 10-14 X 0.75, F/ Plstc, 2-5
 Screw, Pan, Phl, M3 X 0.50 X 10, 4.8, 3-3
 Screw, Pan, Phl, M3 X 0.50 X 20, 4.8, 2-47
 Screw, Pan, Phl, M4 X 0.70 X 10, Ss, 2-35
 Screw, Pan, Phl, M4 X 0.70 X 16, Ss, 2-21, 2-45, 3-29
 Screw, Pan, Phl, M4 X 0.70 X 20, Ss, 3-33, 3-37
 Screw, Pan, Phl, M4 X 0.70 X 25, 4.8, 2-45
 Screw, Pan, Phl, M4 X 0.70 X 35, Ss, 2-3
 Screw, Pan, Phl, M5 X 0.80 X 16, 4.8, 3-5, 3-7, 3-45, 3-47
 Screw, Pan, Phl, M5 X 0.80 X 16, Tcut,Ss, 4-3
 Screw, Pan, Phl, M5 X 0.80 X 20, 4.8, 2-45
 Screw, Pan, Phl, M6 X 1.00 X 25, 4.8, 2-11
 Screw, Pan, Phl, M6 X 1.00 X 35, 4.8, 2-47
 Screw, Pan, Phl, M6 X 1.00 X 35, Ss, 2-3, 2-5
 Screw, Pan, Phl, M8 X 1.25 X 20, 4.8, 2-35
 Screw, Set, M6 X 1.00 X 8, NI, 2-19
 Screw, Set, Soc, 08-32 X 0.25, NI, 2-29
 Screw, Soc, M10X1.50X35, 12.9, 2-7
 Screw, Soc, M8 X 1.25 X 25, 12.9, 3-23
 Seal, Afmkt, Bulb, Dual, 08ft [F/.30gap], 2-35
 Seal, Foam, 0.50 0.75w 8.0l, Pvc, Adh, 3-45, 3-47
 Seat Kit, Deluxe, Ci [T12], 2-15
 Seat, Dlx, W/ Armrests & Seatbelt, 2-15
 Seat, Std [Milsco], 2-13
 Sensor, Level, Liq, 14vdc 01a .62-11, 2-35
 Sensor, Level, Liq, 30watt, Spst, 2-39
 Sensor, Position [Hall], 4-6
 Shaft Assy, Steering [T12], 2-19
 Shaft Assy, Steering, Basic, 2-17
 Shaft, Drive, 2-29
 Shaft, Plug, Idler, 2-29
 Sheave, 07grv, 1.22pd 0.55b [Pj], 2-29
 Sheave, 07grv, 2.96pd 0.63b [Pj], 2-29
 Shroud, Front, Afmkt [T12], 2-21
 Shunt, 050mv 250a, 3-37
 Side Cover, Std, Afmkt [T12], 2-45
 Side Panel Assy, Cyl, Lh, Afmkt [T12], 2-29
 Side Panel Assy, Cyl, Rh, Afmkt [T12], 2-29
 Silicone Cap, Afmkt [ec-H2O], 3-15
 Skirt, Rbr, Front, Disc, 2-25
 Skirt, Rbr, Front, Disc (Disc Scrub Head), 1-1
 Skirt, Rbr, Rear, Disc, 2-25
 Sleeve, 0.334b 0.494d 4.00l Stl Pl, 3-23
 Sleeve, Flange, 2-11
 Sleeve, Fng, 0.32b 1.00/0.50d 0.6l, Ss, 2-41
 Sleeve, Nyl, 1.22id 35.0l, 2-7
 Sleeve, P/M, 0.25b 0.38d 0.1l [430ss], 2-15
 Sleeve, P/M, 0.25b 0.38d 0.3l, Pl, 2-37
 Sleeve, P/M, 0.32b 0.44d 0.2l [430ss], 2-35
 Sleeve, P/M, 0.32b 0.50d 0.3l [430ss], 2-23, 3-23
 Sleeve, P/M, 0.32b 0.50d 0.5l [430ss], 2-15
 Sleeve, P/M, 0.32b 0.50d 0.7l [430ss], 3-45, 3-47
 Sleeve, P/M, 0.34b 0.63d 0.4l, Ss / Oil, 2-35
 Sleeve, P/M, 0.34b 0.63d 0.6l, Bnz, 2-23, 3-21
 Sleeve, P/M, 0.34b 0.63d 1.2l, Bnz, 2-43
 Sleeve, P/M, Fng, 0.33b 0.75/0.50d 0.8l, 2-35
 Solution Tank, Afmkt [T12], 2-39
 Spacer, Battery, Foam, 2.00 X 2.0 X 11.0, 2-49
 Spacer, Blade, 3-21
 Spacer, Rnd, .38b .88d .38l, 2-13, 2-15
 Spray Hose Kit, Ci [T12], 3-33
 Spring Assy, Replmt, Afmkt [T12], 3-23
 Spring, Cmpr, .730d 2.5l, 2-23
 Spring, Cmpr, 0.980d .13wir 01.3l, Ss, 2-43
 Spring, Extn, 0.350d 0.05wir 02.8l, 4-6
 Spring, Extn, 0.500d 0.07wir 03.0l, 4-6
 Spring, Extn, 0.750d 0.10wir 03.0l, 2-31, 2-33
 Spring, Extn, 1.260d 0.162wir 03.3l, 2-41
 Spring, Retaining, Brush, 2-5
 Spring, Tors, 0.55id .05wir 04.0coil, 4-6
 Spring, Torsion, Hose Reel, 3-33
 Spring, Wir, 0.16d, Brush Retaining, 2-3, 2-5
 Sprocket Kit, 0.75b, Afmkt [T12], 2-19
 Sprocket Kit, 1.12b, Afmkt [T12], 2-19
 Squeegee Kit, Rear, Ci [T12], 2-43
 Squeegee Wldt, Holder, Sba, 3-21
 Squeegee, Hand, 3-35
 Stabilizer Wldt [Cassoday], 2-7
 Stand-Off, Wir, 0.25, Insulator, Panel, 2-47
 Steer-Control Assy, Wheel Drive, 4-4
 Steer-Control Assy, Wheel Drive (See Breakdown), 2-7
 Strap Wldt, Sqge, 2-31, 2-33
 Strap, Retainer, Handle, 3-35
 Strap, Static, W/Grommet, .19 1.1w 25.0l, 2-7
 Strip, Retainer, Front, 2-25
 Strip, Skirt, Rear, Disc, 2-25
 Strip, Skirt, Rear, Disc (Disc Scrub Head), 1-1
 Stud, Ball, .39d .31-18, 2-15
 Support Wldt, Guard, Lh, 3-9
 Support Wldt, Guard, Rh, 3-9
 Support, Circuitboard, 2-45, 3-29
 Support, Circuitboard [0.5"], 2-45
 Switch, Ignition [Merit GmbH], 2-17, 2-19

CROSS REFERENCE

Switch, Press, 20psi, Pm02, 3-15
Switch, Rocker, Dpdt, On / None / On,
2-17, 2-19, 3-33
Switch, Rocker, Dpst, On / None / On,
3-29
Switch, Rocker, Prgrsv, 3-3, 3-5, 3-7
Switch, Rocker, Spst, Mom, 4-3
Switch, Safety, Shutoff, 2-17, 2-19
Switch, Seat, No [Delta 6440-04], 2-13,
2-15
Switch, Snap, 15a, Rlr, 2-47

T

Teal Blue S/G
Enamel 12.8oz [lcm101-70266], 1-1
Tie, Cable, 6.0l, 1.25d Max, 3-45, 3-47
Tie, Cable, Nyl, 07.3l .19w 1.8 Max D, 3-5
Tie, Cable, Nyl, 11.0l, .14w, 3.0 Max. D,
2-7, 2-21, 2-37, 2-45, 2-49, 3-7, 3-27,
3-39, 3-49, 4-3
Tie, Cable, Nyl, 11.4l .19w 3.0 Max D, 3-5
Tire Assy, Solid, 300mm X 100mm, Ure,
2-7
Tool, Belt, Cyl Head, Afmkt [T12]
(Cylindrical Scrub Head), 1-1
Tool, Installation, Belt, 1-1, 2-29
Track, Slide, Seat Adj, 12.5l, 2-13, 2-15
Track, Slide, Seat Adj, 12.5l, W/Latch,
2-13, 2-15
Tray Wldt, Battery, 2-49
Tray, Debris, 2-35
Tube Wldt, Bmpr, 3-11
Tube Wldt, Guard, Lh, 3-13
Tube Wldt, Guard, Rh, 3-13
Tube, 0.59id 0.81od 00.5l, 2-29
Tube, Bumper, 2-23
Tube, Column, Steering, 2-19
Tube, Distribution, Disc, 2-25
Tube, Distribution, T12, 2-27
Tube, Guard, Pntd, 3-9
Tube, Water, Battery, 36vdc [Trojan], 3-49
Turnbuckle Replmt, Afmkt [T12], 2-41

V

Valve, Check, 0005psi Bm06/Bm06, 3-15
Valve, Reg, Water, 3-48
Valve, Water, Solenoid, 36vdc 6.0mm
Pf04, 3-17
Valve, Water, Solenoid, 36vdc
Bm12/Bm12, 2-25, 2-27, 3-27

W

Wand Kit, Wet, Ci [T12], 3-35
Washer, Flat, .19b .50d .06, Alm, Blind,
3-35
Washer, Flat, .21b .39d .04, Brs, 2-45
Washer, Flat, 0.12b 0.38d .03, Pl, 3-35
Washer, Flat, 0.16b 0.38d .05, Pl, 06, 3-37
Washer, Flat, 0.17b 0.31d .03, Nyl, 2-45

Washer, Flat, 0.19b 0.38d .03, Nyl, 3-29
Washer, Flat, 0.21b 0.45d .03, Ss, 2-15,
2-45, 2-47, 3-15, 3-17, 3-45, 3-47,
3-50
Washer, Flat, 0.25, Fendr, 2-11
Washer, Flat, 0.25, Sae, 3-5
Washer, Flat, 0.25, Std, 2-19, 2-47, 3-7
Washer, Flat, 0.25b 0.47d .06, Brs, 2-45
Washer, Flat, 0.25b 0.56d .05, Pl, 10, 2-11,
3-5, 3-7
Washer, Flat, 0.27B 0.69D .05, Ss, 2-3,
2-5, 2-9, 2-15, 2-25, 2-27, 2-29, 2-37,
2-47, 3-15, 3-29, 3-33, 3-37
Washer, Flat, 0.28b 1.00d .06, Stil, 2-15,
2-37
Washer, Flat, 0.31, Std, 2-17, 2-19, 2-21
Washer, Flat, 0.32b 1.00d .12, Ss, 2-35,
2-41, 2-43, 3-21, 3-23
Washer, Flat, 0.34b 1.50d .12, Stil, Pl, 2-23
Washer, Flat, 0.38, Sae, 2-19
Washer, Flat, 0.38, Std, 2-21, 3-9, 3-13
Washer, Flat, 0.38b 0.88d .08, Ss, 2-7,
2-9, 2-13, 2-15, 2-23, 2-25, 2-27, 3-9,
3-11, 3-21, 3-23, 3-25, 3-37
Washer, Flat, 0.38b 2.25d .07, Stil, Pnt,
3-45, 3-47
Washer, Flat, 0.39b 1.38d .19, Stil, Pl, 3-13
Washer, Flat, 0.44b 0.88d .06, Nyl, 2-41
Washer, Flat, 0.44b 1.00d .08, Ss, 2-7,
2-9, 2-39, 2-41, 3-9, 3-23, 3-25
Washer, Flat, 0.48b 2.50d .12, Ss, 3-23
Washer, Flat, 0.50, Std, 2-17, 2-41
Washer, Flat, 0.50d, Pl [Spring-Disc], 2-41
Washer, Flat, 0.51b 1.25d .06, Ss, 3-11,
3-25
Washer, Flat, 0.91b 1.38d .06, Stil, Pl,
2-17, 2-19
Washer, Flat, 08, Ss, 2-3, 4-3
Washer, Flat, 1.02b 1.75d .12, Stil, 3-33
Washer, Flat, 10, Ss, 2-21, 3-9, 3-33, 3-37
Washer, Flat, Belleville, .31, 2-25, 2-29,
3-21
Washer, Flat, M10, Ss, 2-7
Washer, Lock, Int-Ext, 0.25, 2-45
Washer, Lock, Int-Ext, 0.31, 2-7, 2-23
Washer, Lock, Int, 0.25, 2-47
Washer, Lock, Int, 0.25, Ss, 2-45
Washer, Lock, Int, 08, 3-29
Washer, Lock, Int, 10, Ss, 2-45
Washer, Retainer, Spring, 3-33
Washer, Thrust, 0.61b 1.25d .06, Fgl, 2-31,
2-33
Washer, Thrust, 0.79b 1.42d 0.06[Garlok],
2-19
Washer, Thrust, 1.81b 2.93d .06w, Plstc,
2-41
Washer, Thrust, 50.0b 110.0d 0.79w, 3-33
Washer, Thrust, Plstc 1.02b 1.38d, 3-33
Wheel, 03.0d 0.88w 0.31b, W/ Bshg, Rbr,
3-21
Wheel, 04.0d 0.89w 0.64b, 1-1, 2-43
Wheel, 04.0d 2.56w 0.41b, 1-1, 2-9
Wheel, Drive, Ac, 4-5

Wheel, Drive, Ac (See Breakdown), 2-7
Wheel, Pyu [250X90 Blue] (Option), 4-5
Wheel, Pyu [250X90 Red], 4-5
Wheel, Steering, 14.0d, Taper Bore, 2-17
Wheel, Steering, 14.4d, 2-19